

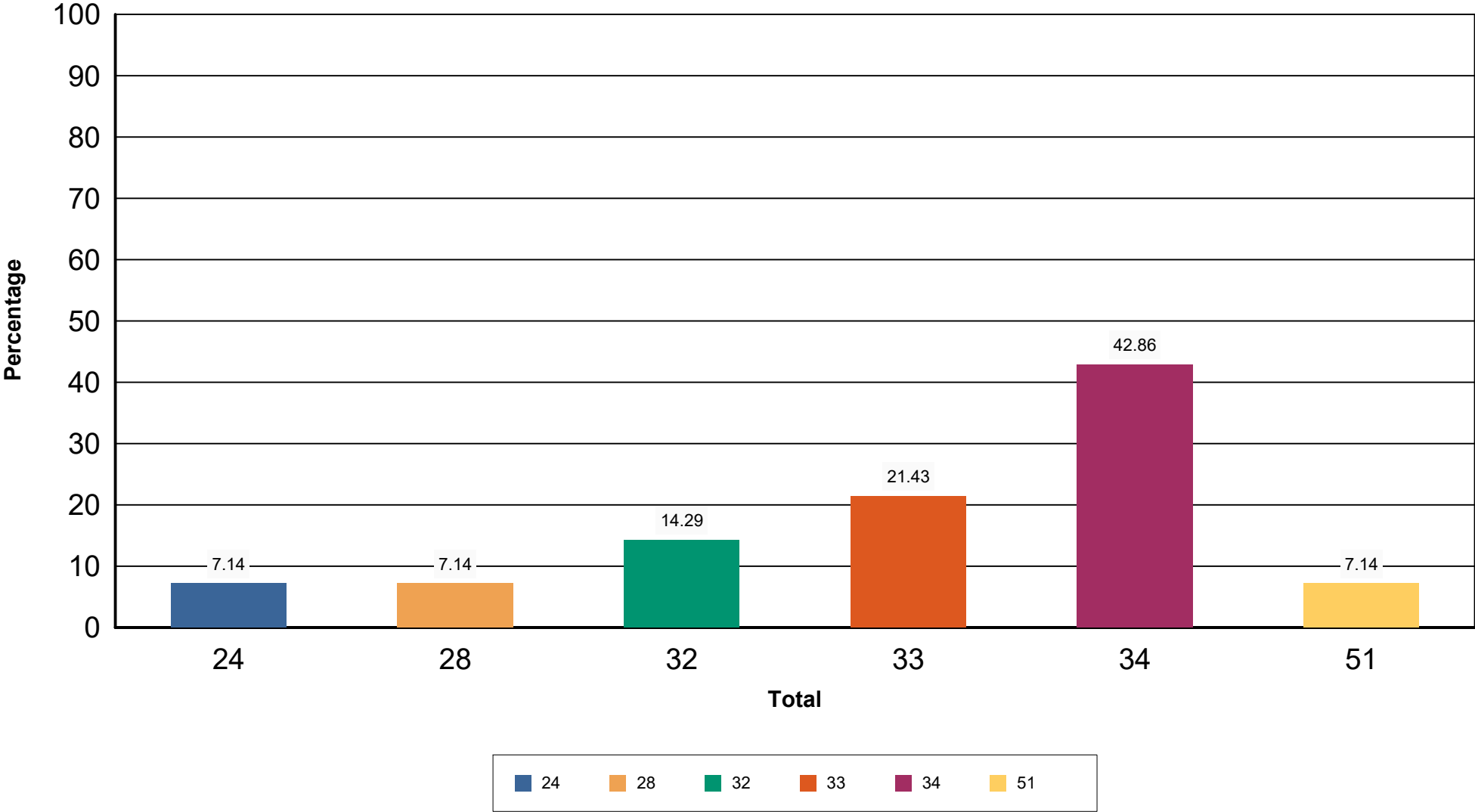
Optimum Primary School



END OF EYFS ANALYSIS

Total Points Score Distribution in the EYFSP

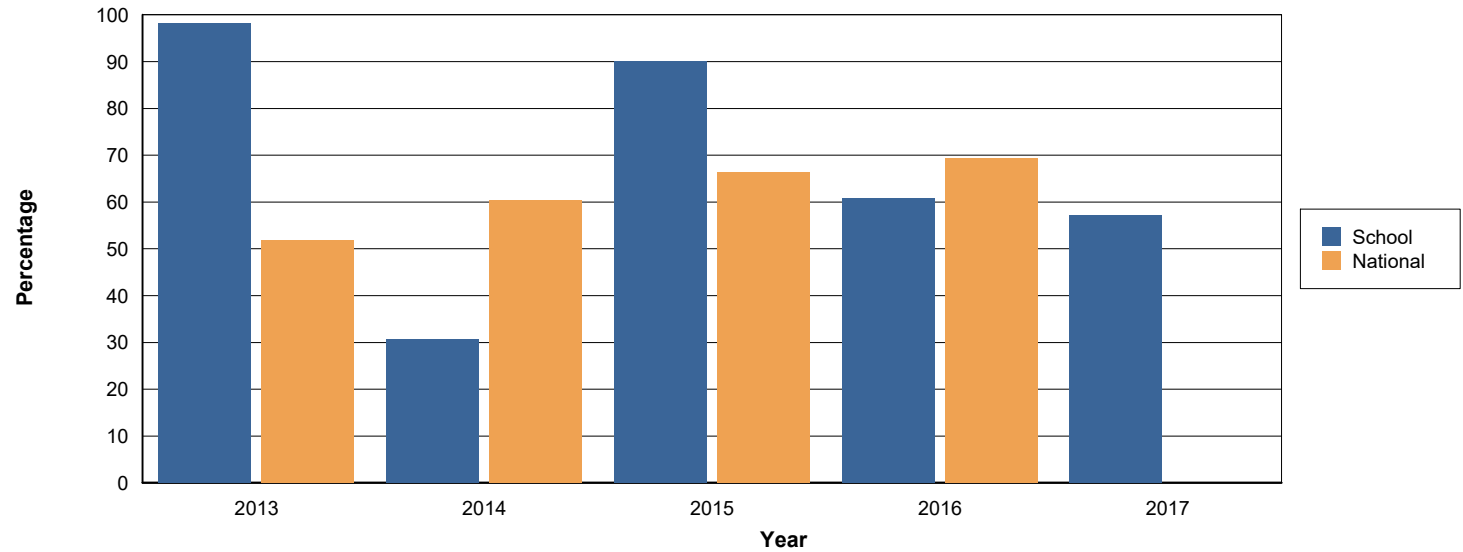
Reception - Number of pupils with data: 14



Percentage of Pupils Achieving a Good Level of Development

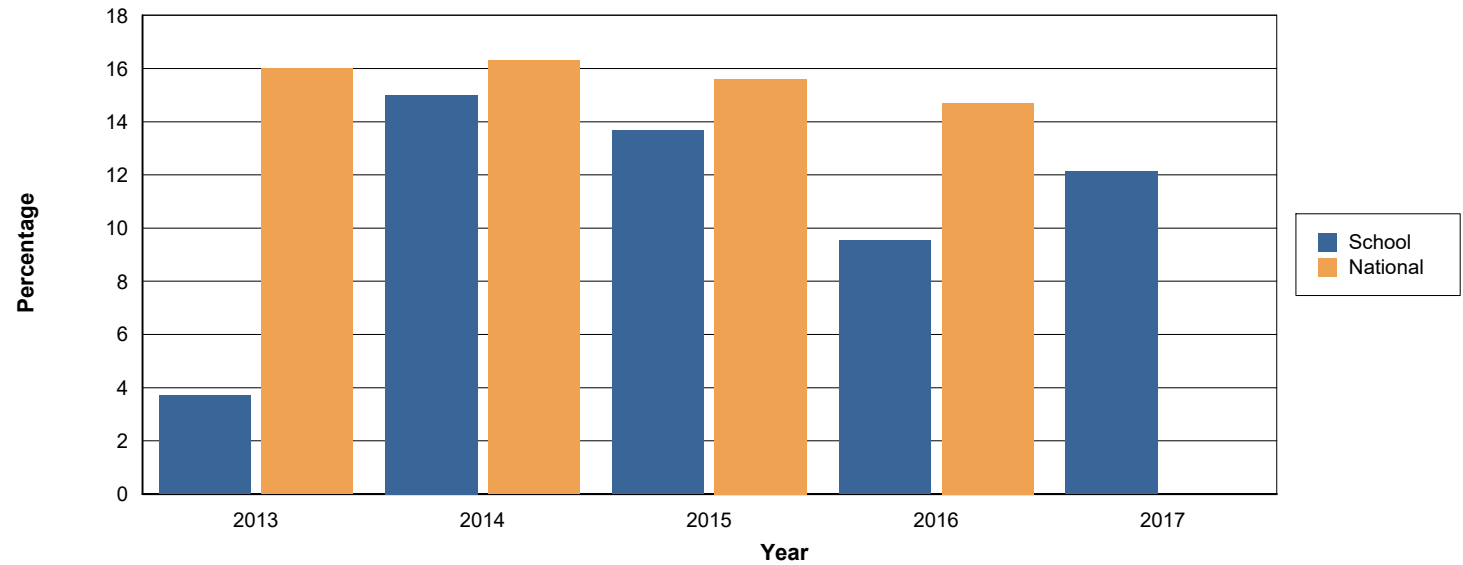
	School	National
2013	98.28	51.70
2014	30.77	60.40
2015	90.00	66.30
2016	60.87	69.30
2017	57.14	0.00

Percentage of Pupils Achieving GLD Against National

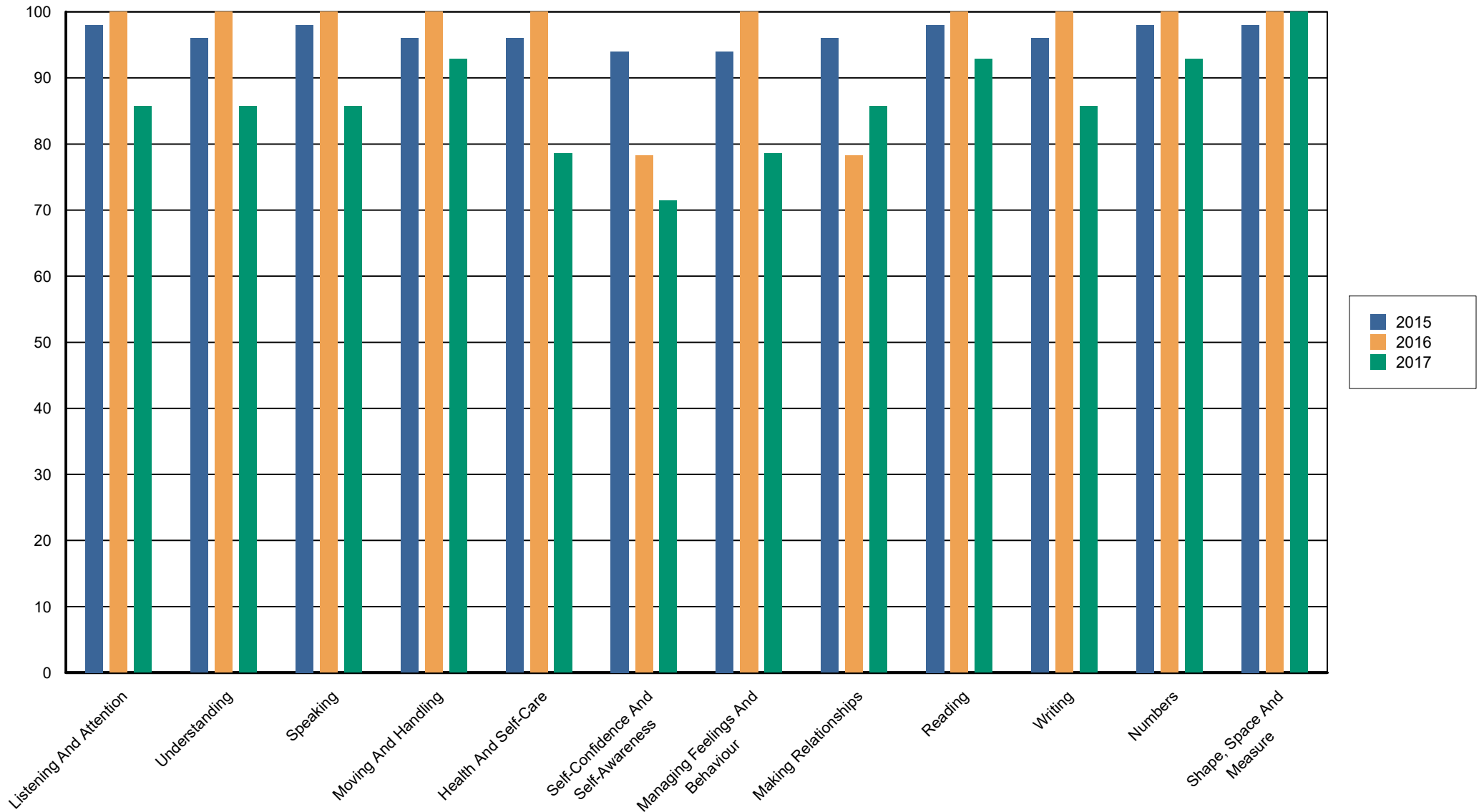


	School	National
2013	3.70	16.00
2014	15.00	16.30
2015	13.69	15.60
2016	9.52	14.70
2017	12.12	0.00

Gender Gap

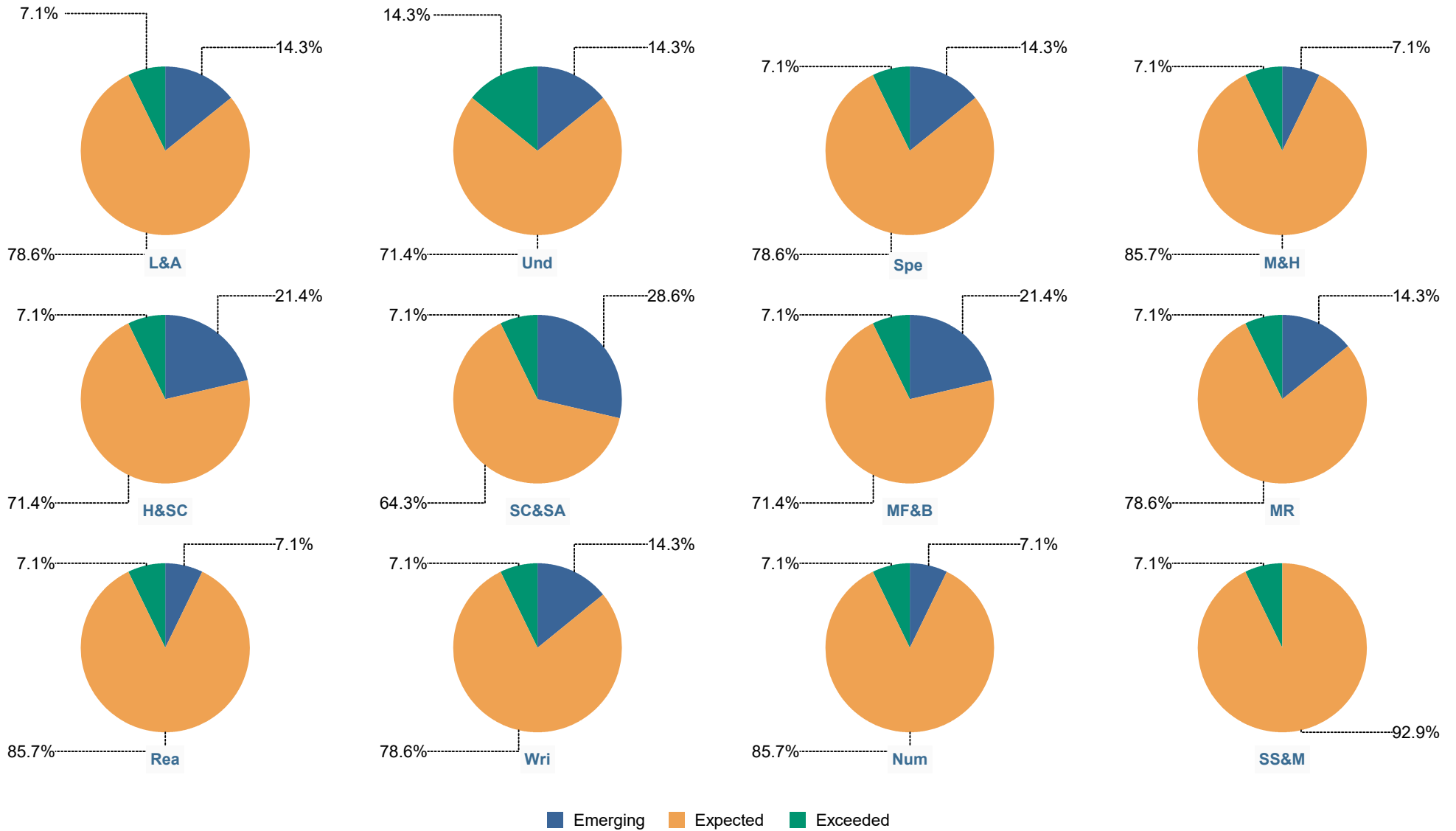


Percentage of Pupils Achieving Expected - By Aspect



Attainment Distribution Pie Charts

For 2017



Diminishing the Difference - % Expected and Exceeding

	Cohort	FSM	Non FSM	PP	Non PP	EAL	Non EAL	SEN	Non SEN	Summer Born	Non Summer Born
Listening And Attention	85.71% (12/14)	66.67% (2/3)	90.91% (10/11)	66.67% (2/3)	90.91% (10/11)	50.00% (1/2)	91.67% (11/12)	100.00% (3/3)	81.82% (9/11)	100.00% (2/2)	83.33% (10/12)
Understanding	85.71% (12/14)	66.67% (2/3)	90.91% (10/11)	66.67% (2/3)	90.91% (10/11)	50.00% (1/2)	91.67% (11/12)	100.00% (3/3)	81.82% (9/11)	100.00% (2/2)	83.33% (10/12)
Speaking	85.71% (12/14)	66.67% (2/3)	90.91% (10/11)	66.67% (2/3)	90.91% (10/11)	50.00% (1/2)	91.67% (11/12)	100.00% (3/3)	81.82% (9/11)	100.00% (2/2)	83.33% (10/12)
Moving And Handling	92.86% (13/14)	100.00% (3/3)	90.91% (10/11)	100.00% (3/3)	90.91% (10/11)	100.00% (2/2)	91.67% (11/12)	100.00% (3/3)	90.91% (10/11)	100.00% (2/2)	91.67% (11/12)
Health And Self-Care	78.57% (11/14)	66.67% (2/3)	81.82% (9/11)	66.67% (2/3)	81.82% (9/11)	50.00% (1/2)	83.33% (10/12)	100.00% (3/3)	72.73% (8/11)	100.00% (2/2)	75.00% (9/12)
Self-Confidence And Self-Awareness	71.43% (10/14)	33.33% (1/3)	81.82% (9/11)	33.33% (1/3)	81.82% (9/11)	50.00% (1/2)	75.00% (9/12)	33.33% (1/3)	81.82% (9/11)	100.00% (2/2)	66.67% (8/12)
Managing Feelings And Behaviour	78.57% (11/14)	66.67% (2/3)	81.82% (9/11)	66.67% (2/3)	81.82% (9/11)	50.00% (1/2)	83.33% (10/12)	66.67% (2/3)	81.82% (9/11)	50.00% (1/2)	83.33% (10/12)
Making Relationships	85.71% (12/14)	66.67% (2/3)	90.91% (10/11)	66.67% (2/3)	90.91% (10/11)	50.00% (1/2)	91.67% (11/12)	66.67% (2/3)	90.91% (10/11)	100.00% (2/2)	83.33% (10/12)
Reading	92.86% (13/14)	66.67% (2/3)	100.00% (11/11)	66.67% (2/3)	100.00% (11/11)	50.00% (1/2)	100.00% (12/12)	100.00% (3/3)	90.91% (10/11)	100.00% (2/2)	91.67% (11/12)
Writing	85.71% (12/14)	66.67% (2/3)	90.91% (10/11)	66.67% (2/3)	90.91% (10/11)	50.00% (1/2)	91.67% (11/12)	100.00% (3/3)	81.82% (9/11)	100.00% (2/2)	83.33% (10/12)
Numbers	92.86% (13/14)	100.00% (3/3)	90.91% (10/11)	100.00% (3/3)	90.91% (10/11)	100.00% (2/2)	91.67% (11/12)	100.00% (3/3)	90.91% (10/11)	100.00% (2/2)	91.67% (11/12)
Shape, Space And Measure	100.00% (14/14)	100.00% (3/3)	100.00% (11/11)	100.00% (3/3)	100.00% (11/11)	100.00% (2/2)	100.00% (12/12)	100.00% (3/3)	100.00% (11/11)	100.00% (2/2)	100.00% (12/12)
People And Communities	100.00% (14/14)	100.00% (3/3)	100.00% (11/11)	100.00% (3/3)	100.00% (11/11)	100.00% (2/2)	100.00% (12/12)	100.00% (3/3)	100.00% (11/11)	100.00% (2/2)	100.00% (12/12)
The World	100.00% (14/14)	100.00% (3/3)	100.00% (11/11)	100.00% (3/3)	100.00% (11/11)	100.00% (2/2)	100.00% (12/12)	100.00% (3/3)	100.00% (11/11)	100.00% (2/2)	100.00% (12/12)
Technology	100.00% (14/14)	100.00% (3/3)	100.00% (11/11)	100.00% (3/3)	100.00% (11/11)	100.00% (2/2)	100.00% (12/12)	100.00% (3/3)	100.00% (11/11)	100.00% (2/2)	100.00% (12/12)
Exploring And Using Media And Materials	100.00% (14/14)	100.00% (3/3)	100.00% (11/11)	100.00% (3/3)	100.00% (11/11)	100.00% (2/2)	100.00% (12/12)	100.00% (3/3)	100.00% (11/11)	100.00% (2/2)	100.00% (12/12)
Being Imaginative	92.86% (13/14)	100.00% (3/3)	90.91% (10/11)	100.00% (3/3)	90.91% (10/11)	100.00% (2/2)	91.67% (11/12)	100.00% (3/3)	90.91% (10/11)	100.00% (2/2)	91.67% (11/12)

Distribution of Attainment

Listening And Attention

	Emerging	Expected	Exceeded	Expected and Exceeded
Cohort	14.29% (2/14)	78.57% (11/14)	7.14% (1/14)	85.71% (12/14)
FSM	33.33% (1/3)	66.67% (2/3)	0.00% (0/3)	66.67% (2/3)
Non FSM	9.09% (1/11)	81.82% (9/11)	9.09% (1/11)	90.91% (10/11)
Pupil Premium	33.33% (1/3)	66.67% (2/3)	0.00% (0/3)	66.67% (2/3)
Non Pupil Premium	9.09% (1/11)	81.82% (9/11)	9.09% (1/11)	90.91% (10/11)
EAL	50.00% (1/2)	50.00% (1/2)	0.00% (0/2)	50.00% (1/2)
Non EAL	8.33% (1/12)	83.33% (10/12)	8.33% (1/12)	91.67% (11/12)
SEN	0.00% (0/3)	100.00% (3/3)	0.00% (0/3)	100.00% (3/3)
Non SEN	18.18% (2/11)	72.73% (8/11)	9.09% (1/11)	81.82% (9/11)
Summer Born	0.00% (0/2)	100.00% (2/2)	0.00% (0/2)	100.00% (2/2)
Non Summer Born	16.67% (2/12)	75.00% (9/12)	8.33% (1/12)	83.33% (10/12)

Distribution of Attainment

Understanding

	Emerging	Expected	Exceeded	Expected and Exceeded
Cohort	14.29% (2/14)	71.43% (10/14)	14.29% (2/14)	85.71% (12/14)
FSM	33.33% (1/3)	33.33% (1/3)	33.33% (1/3)	66.67% (2/3)
Non FSM	9.09% (1/11)	81.82% (9/11)	9.09% (1/11)	90.91% (10/11)
Pupil Premium	33.33% (1/3)	33.33% (1/3)	33.33% (1/3)	66.67% (2/3)
Non Pupil Premium	9.09% (1/11)	81.82% (9/11)	9.09% (1/11)	90.91% (10/11)
EAL	50.00% (1/2)	0.00% (0/2)	50.00% (1/2)	50.00% (1/2)
Non EAL	8.33% (1/12)	83.33% (10/12)	8.33% (1/12)	91.67% (11/12)
SEN	0.00% (0/3)	66.67% (2/3)	33.33% (1/3)	100.00% (3/3)
Non SEN	18.18% (2/11)	72.73% (8/11)	9.09% (1/11)	81.82% (9/11)
Summer Born	0.00% (0/2)	100.00% (2/2)	0.00% (0/2)	100.00% (2/2)
Non Summer Born	16.67% (2/12)	66.67% (8/12)	16.67% (2/12)	83.33% (10/12)

Distribution of Attainment

Speaking

	Emerging	Expected	Exceeded	Expected and Exceeded
Cohort	14.29% (2/14)	78.57% (11/14)	7.14% (1/14)	85.71% (12/14)
FSM	33.33% (1/3)	66.67% (2/3)	0.00% (0/3)	66.67% (2/3)
Non FSM	9.09% (1/11)	81.82% (9/11)	9.09% (1/11)	90.91% (10/11)
Pupil Premium	33.33% (1/3)	66.67% (2/3)	0.00% (0/3)	66.67% (2/3)
Non Pupil Premium	9.09% (1/11)	81.82% (9/11)	9.09% (1/11)	90.91% (10/11)
EAL	50.00% (1/2)	50.00% (1/2)	0.00% (0/2)	50.00% (1/2)
Non EAL	8.33% (1/12)	83.33% (10/12)	8.33% (1/12)	91.67% (11/12)
SEN	0.00% (0/3)	100.00% (3/3)	0.00% (0/3)	100.00% (3/3)
Non SEN	18.18% (2/11)	72.73% (8/11)	9.09% (1/11)	81.82% (9/11)
Summer Born	0.00% (0/2)	100.00% (2/2)	0.00% (0/2)	100.00% (2/2)
Non Summer Born	16.67% (2/12)	75.00% (9/12)	8.33% (1/12)	83.33% (10/12)

Distribution of Attainment

Moving And Handling

	Emerging	Expected	Exceeded	Expected and Exceeded
Cohort	7.14% (1/14)	85.71% (12/14)	7.14% (1/14)	92.86% (13/14)
FSM	0.00% (0/3)	100.00% (3/3)	0.00% (0/3)	100.00% (3/3)
Non FSM	9.09% (1/11)	81.82% (9/11)	9.09% (1/11)	90.91% (10/11)
Pupil Premium	0.00% (0/3)	100.00% (3/3)	0.00% (0/3)	100.00% (3/3)
Non Pupil Premium	9.09% (1/11)	81.82% (9/11)	9.09% (1/11)	90.91% (10/11)
EAL	0.00% (0/2)	100.00% (2/2)	0.00% (0/2)	100.00% (2/2)
Non EAL	8.33% (1/12)	83.33% (10/12)	8.33% (1/12)	91.67% (11/12)
SEN	0.00% (0/3)	100.00% (3/3)	0.00% (0/3)	100.00% (3/3)
Non SEN	9.09% (1/11)	81.82% (9/11)	9.09% (1/11)	90.91% (10/11)
Summer Born	0.00% (0/2)	100.00% (2/2)	0.00% (0/2)	100.00% (2/2)
Non Summer Born	8.33% (1/12)	83.33% (10/12)	8.33% (1/12)	91.67% (11/12)

Distribution of Attainment

Health And Self-Care

	Emerging	Expected	Exceeded	Expected and Exceeded
Cohort	21.43% (3/14)	71.43% (10/14)	7.14% (1/14)	78.57% (11/14)
FSM	33.33% (1/3)	66.67% (2/3)	0.00% (0/3)	66.67% (2/3)
Non FSM	18.18% (2/11)	72.73% (8/11)	9.09% (1/11)	81.82% (9/11)
Pupil Premium	33.33% (1/3)	66.67% (2/3)	0.00% (0/3)	66.67% (2/3)
Non Pupil Premium	18.18% (2/11)	72.73% (8/11)	9.09% (1/11)	81.82% (9/11)
EAL	50.00% (1/2)	50.00% (1/2)	0.00% (0/2)	50.00% (1/2)
Non EAL	16.67% (2/12)	75.00% (9/12)	8.33% (1/12)	83.33% (10/12)
SEN	0.00% (0/3)	100.00% (3/3)	0.00% (0/3)	100.00% (3/3)
Non SEN	27.27% (3/11)	63.64% (7/11)	9.09% (1/11)	72.73% (8/11)
Summer Born	0.00% (0/2)	100.00% (2/2)	0.00% (0/2)	100.00% (2/2)
Non Summer Born	25.00% (3/12)	66.67% (8/12)	8.33% (1/12)	75.00% (9/12)

Distribution of Attainment

Self-Confidence And Self-Awareness

	Emerging	Expected	Exceeded	Expected and Exceeded
Cohort	28.57% (4/14)	64.29% (9/14)	7.14% (1/14)	71.43% (10/14)
FSM	66.67% (2/3)	33.33% (1/3)	0.00% (0/3)	33.33% (1/3)
Non FSM	18.18% (2/11)	72.73% (8/11)	9.09% (1/11)	81.82% (9/11)
Pupil Premium	66.67% (2/3)	33.33% (1/3)	0.00% (0/3)	33.33% (1/3)
Non Pupil Premium	18.18% (2/11)	72.73% (8/11)	9.09% (1/11)	81.82% (9/11)
EAL	50.00% (1/2)	50.00% (1/2)	0.00% (0/2)	50.00% (1/2)
Non EAL	25.00% (3/12)	66.67% (8/12)	8.33% (1/12)	75.00% (9/12)
SEN	66.67% (2/3)	33.33% (1/3)	0.00% (0/3)	33.33% (1/3)
Non SEN	18.18% (2/11)	72.73% (8/11)	9.09% (1/11)	81.82% (9/11)
Summer Born	0.00% (0/2)	100.00% (2/2)	0.00% (0/2)	100.00% (2/2)
Non Summer Born	33.33% (4/12)	58.33% (7/12)	8.33% (1/12)	66.67% (8/12)

Distribution of Attainment

Managing Feelings And Behaviour

	Emerging	Expected	Exceeded	Expected and Exceeded
Cohort	21.43% (3/14)	71.43% (10/14)	7.14% (1/14)	78.57% (11/14)
FSM	33.33% (1/3)	66.67% (2/3)	0.00% (0/3)	66.67% (2/3)
Non FSM	18.18% (2/11)	72.73% (8/11)	9.09% (1/11)	81.82% (9/11)
Pupil Premium	33.33% (1/3)	66.67% (2/3)	0.00% (0/3)	66.67% (2/3)
Non Pupil Premium	18.18% (2/11)	72.73% (8/11)	9.09% (1/11)	81.82% (9/11)
EAL	50.00% (1/2)	50.00% (1/2)	0.00% (0/2)	50.00% (1/2)
Non EAL	16.67% (2/12)	75.00% (9/12)	8.33% (1/12)	83.33% (10/12)
SEN	33.33% (1/3)	66.67% (2/3)	0.00% (0/3)	66.67% (2/3)
Non SEN	18.18% (2/11)	72.73% (8/11)	9.09% (1/11)	81.82% (9/11)
Summer Born	50.00% (1/2)	50.00% (1/2)	0.00% (0/2)	50.00% (1/2)
Non Summer Born	16.67% (2/12)	75.00% (9/12)	8.33% (1/12)	83.33% (10/12)

Distribution of Attainment

Making Relationships

	Emerging	Expected	Exceeded	Expected and Exceeded
Cohort	14.29% (2/14)	78.57% (11/14)	7.14% (1/14)	85.71% (12/14)
FSM	33.33% (1/3)	66.67% (2/3)	0.00% (0/3)	66.67% (2/3)
Non FSM	9.09% (1/11)	81.82% (9/11)	9.09% (1/11)	90.91% (10/11)
Pupil Premium	33.33% (1/3)	66.67% (2/3)	0.00% (0/3)	66.67% (2/3)
Non Pupil Premium	9.09% (1/11)	81.82% (9/11)	9.09% (1/11)	90.91% (10/11)
EAL	50.00% (1/2)	50.00% (1/2)	0.00% (0/2)	50.00% (1/2)
Non EAL	8.33% (1/12)	83.33% (10/12)	8.33% (1/12)	91.67% (11/12)
SEN	33.33% (1/3)	66.67% (2/3)	0.00% (0/3)	66.67% (2/3)
Non SEN	9.09% (1/11)	81.82% (9/11)	9.09% (1/11)	90.91% (10/11)
Summer Born	0.00% (0/2)	100.00% (2/2)	0.00% (0/2)	100.00% (2/2)
Non Summer Born	16.67% (2/12)	75.00% (9/12)	8.33% (1/12)	83.33% (10/12)

Distribution of Attainment

Reading

	Emerging	Expected	Exceeded	Expected and Exceeded
Cohort	7.14% (1/14)	85.71% (12/14)	7.14% (1/14)	92.86% (13/14)
FSM	33.33% (1/3)	66.67% (2/3)	0.00% (0/3)	66.67% (2/3)
Non FSM	0.00% (0/11)	90.91% (10/11)	9.09% (1/11)	100.00% (11/11)
Pupil Premium	33.33% (1/3)	66.67% (2/3)	0.00% (0/3)	66.67% (2/3)
Non Pupil Premium	0.00% (0/11)	90.91% (10/11)	9.09% (1/11)	100.00% (11/11)
EAL	50.00% (1/2)	50.00% (1/2)	0.00% (0/2)	50.00% (1/2)
Non EAL	0.00% (0/12)	91.67% (11/12)	8.33% (1/12)	100.00% (12/12)
SEN	0.00% (0/3)	100.00% (3/3)	0.00% (0/3)	100.00% (3/3)
Non SEN	9.09% (1/11)	81.82% (9/11)	9.09% (1/11)	90.91% (10/11)
Summer Born	0.00% (0/2)	100.00% (2/2)	0.00% (0/2)	100.00% (2/2)
Non Summer Born	8.33% (1/12)	83.33% (10/12)	8.33% (1/12)	91.67% (11/12)

Distribution of Attainment

Writing

	Emerging	Expected	Exceeded	Expected and Exceeded
Cohort	14.29% (2/14)	78.57% (11/14)	7.14% (1/14)	85.71% (12/14)
FSM	33.33% (1/3)	66.67% (2/3)	0.00% (0/3)	66.67% (2/3)
Non FSM	9.09% (1/11)	81.82% (9/11)	9.09% (1/11)	90.91% (10/11)
Pupil Premium	33.33% (1/3)	66.67% (2/3)	0.00% (0/3)	66.67% (2/3)
Non Pupil Premium	9.09% (1/11)	81.82% (9/11)	9.09% (1/11)	90.91% (10/11)
EAL	50.00% (1/2)	50.00% (1/2)	0.00% (0/2)	50.00% (1/2)
Non EAL	8.33% (1/12)	83.33% (10/12)	8.33% (1/12)	91.67% (11/12)
SEN	0.00% (0/3)	100.00% (3/3)	0.00% (0/3)	100.00% (3/3)
Non SEN	18.18% (2/11)	72.73% (8/11)	9.09% (1/11)	81.82% (9/11)
Summer Born	0.00% (0/2)	100.00% (2/2)	0.00% (0/2)	100.00% (2/2)
Non Summer Born	16.67% (2/12)	75.00% (9/12)	8.33% (1/12)	83.33% (10/12)

Distribution of Attainment

Numbers

	Emerging	Expected	Exceeded	Expected and Exceeded
Cohort	7.14% (1/14)	85.71% (12/14)	7.14% (1/14)	92.86% (13/14)
FSM	0.00% (0/3)	100.00% (3/3)	0.00% (0/3)	100.00% (3/3)
Non FSM	9.09% (1/11)	81.82% (9/11)	9.09% (1/11)	90.91% (10/11)
Pupil Premium	0.00% (0/3)	100.00% (3/3)	0.00% (0/3)	100.00% (3/3)
Non Pupil Premium	9.09% (1/11)	81.82% (9/11)	9.09% (1/11)	90.91% (10/11)
EAL	0.00% (0/2)	100.00% (2/2)	0.00% (0/2)	100.00% (2/2)
Non EAL	8.33% (1/12)	83.33% (10/12)	8.33% (1/12)	91.67% (11/12)
SEN	0.00% (0/3)	100.00% (3/3)	0.00% (0/3)	100.00% (3/3)
Non SEN	9.09% (1/11)	81.82% (9/11)	9.09% (1/11)	90.91% (10/11)
Summer Born	0.00% (0/2)	100.00% (2/2)	0.00% (0/2)	100.00% (2/2)
Non Summer Born	8.33% (1/12)	83.33% (10/12)	8.33% (1/12)	91.67% (11/12)

Distribution of Attainment

Shape, Space And Measure

	Emerging	Expected	Exceeded	Expected and Exceeded
Cohort	0.00% (0/14)	92.86% (13/14)	7.14% (1/14)	100.00% (14/14)
FSM	0.00% (0/3)	100.00% (3/3)	0.00% (0/3)	100.00% (3/3)
Non FSM	0.00% (0/11)	90.91% (10/11)	9.09% (1/11)	100.00% (11/11)
Pupil Premium	0.00% (0/3)	100.00% (3/3)	0.00% (0/3)	100.00% (3/3)
Non Pupil Premium	0.00% (0/11)	90.91% (10/11)	9.09% (1/11)	100.00% (11/11)
EAL	0.00% (0/2)	100.00% (2/2)	0.00% (0/2)	100.00% (2/2)
Non EAL	0.00% (0/12)	91.67% (11/12)	8.33% (1/12)	100.00% (12/12)
SEN	0.00% (0/3)	100.00% (3/3)	0.00% (0/3)	100.00% (3/3)
Non SEN	0.00% (0/11)	90.91% (10/11)	9.09% (1/11)	100.00% (11/11)
Summer Born	0.00% (0/2)	100.00% (2/2)	0.00% (0/2)	100.00% (2/2)
Non Summer Born	0.00% (0/12)	91.67% (11/12)	8.33% (1/12)	100.00% (12/12)

Distribution of Attainment

People And Communities

	Emerging	Expected	Exceeded	Expected and Exceeded
Cohort	0.00% (0/14)	92.86% (13/14)	7.14% (1/14)	100.00% (14/14)
FSM	0.00% (0/3)	100.00% (3/3)	0.00% (0/3)	100.00% (3/3)
Non FSM	0.00% (0/11)	90.91% (10/11)	9.09% (1/11)	100.00% (11/11)
Pupil Premium	0.00% (0/3)	100.00% (3/3)	0.00% (0/3)	100.00% (3/3)
Non Pupil Premium	0.00% (0/11)	90.91% (10/11)	9.09% (1/11)	100.00% (11/11)
EAL	0.00% (0/2)	100.00% (2/2)	0.00% (0/2)	100.00% (2/2)
Non EAL	0.00% (0/12)	91.67% (11/12)	8.33% (1/12)	100.00% (12/12)
SEN	0.00% (0/3)	100.00% (3/3)	0.00% (0/3)	100.00% (3/3)
Non SEN	0.00% (0/11)	90.91% (10/11)	9.09% (1/11)	100.00% (11/11)
Summer Born	0.00% (0/2)	100.00% (2/2)	0.00% (0/2)	100.00% (2/2)
Non Summer Born	0.00% (0/12)	91.67% (11/12)	8.33% (1/12)	100.00% (12/12)

Distribution of Attainment

The World

	Emerging	Expected	Exceeded	Expected and Exceeded
Cohort	0.00% (0/14)	92.86% (13/14)	7.14% (1/14)	100.00% (14/14)
FSM	0.00% (0/3)	100.00% (3/3)	0.00% (0/3)	100.00% (3/3)
Non FSM	0.00% (0/11)	90.91% (10/11)	9.09% (1/11)	100.00% (11/11)
Pupil Premium	0.00% (0/3)	100.00% (3/3)	0.00% (0/3)	100.00% (3/3)
Non Pupil Premium	0.00% (0/11)	90.91% (10/11)	9.09% (1/11)	100.00% (11/11)
EAL	0.00% (0/2)	100.00% (2/2)	0.00% (0/2)	100.00% (2/2)
Non EAL	0.00% (0/12)	91.67% (11/12)	8.33% (1/12)	100.00% (12/12)
SEN	0.00% (0/3)	100.00% (3/3)	0.00% (0/3)	100.00% (3/3)
Non SEN	0.00% (0/11)	90.91% (10/11)	9.09% (1/11)	100.00% (11/11)
Summer Born	0.00% (0/2)	100.00% (2/2)	0.00% (0/2)	100.00% (2/2)
Non Summer Born	0.00% (0/12)	91.67% (11/12)	8.33% (1/12)	100.00% (12/12)

Distribution of Attainment

Technology

	Emerging	Expected	Exceeded	Expected and Exceeded
Cohort	0.00% (0/14)	92.86% (13/14)	7.14% (1/14)	100.00% (14/14)
FSM	0.00% (0/3)	100.00% (3/3)	0.00% (0/3)	100.00% (3/3)
Non FSM	0.00% (0/11)	90.91% (10/11)	9.09% (1/11)	100.00% (11/11)
Pupil Premium	0.00% (0/3)	100.00% (3/3)	0.00% (0/3)	100.00% (3/3)
Non Pupil Premium	0.00% (0/11)	90.91% (10/11)	9.09% (1/11)	100.00% (11/11)
EAL	0.00% (0/2)	100.00% (2/2)	0.00% (0/2)	100.00% (2/2)
Non EAL	0.00% (0/12)	91.67% (11/12)	8.33% (1/12)	100.00% (12/12)
SEN	0.00% (0/3)	100.00% (3/3)	0.00% (0/3)	100.00% (3/3)
Non SEN	0.00% (0/11)	90.91% (10/11)	9.09% (1/11)	100.00% (11/11)
Summer Born	0.00% (0/2)	100.00% (2/2)	0.00% (0/2)	100.00% (2/2)
Non Summer Born	0.00% (0/12)	91.67% (11/12)	8.33% (1/12)	100.00% (12/12)

Distribution of Attainment

Exploring And Using Media And Materials

	Emerging	Expected	Exceeded	Expected and Exceeded
Cohort	0.00% (0/14)	92.86% (13/14)	7.14% (1/14)	100.00% (14/14)
FSM	0.00% (0/3)	100.00% (3/3)	0.00% (0/3)	100.00% (3/3)
Non FSM	0.00% (0/11)	90.91% (10/11)	9.09% (1/11)	100.00% (11/11)
Pupil Premium	0.00% (0/3)	100.00% (3/3)	0.00% (0/3)	100.00% (3/3)
Non Pupil Premium	0.00% (0/11)	90.91% (10/11)	9.09% (1/11)	100.00% (11/11)
EAL	0.00% (0/2)	100.00% (2/2)	0.00% (0/2)	100.00% (2/2)
Non EAL	0.00% (0/12)	91.67% (11/12)	8.33% (1/12)	100.00% (12/12)
SEN	0.00% (0/3)	100.00% (3/3)	0.00% (0/3)	100.00% (3/3)
Non SEN	0.00% (0/11)	90.91% (10/11)	9.09% (1/11)	100.00% (11/11)
Summer Born	0.00% (0/2)	100.00% (2/2)	0.00% (0/2)	100.00% (2/2)
Non Summer Born	0.00% (0/12)	91.67% (11/12)	8.33% (1/12)	100.00% (12/12)

Distribution of Attainment

Being Imaginative

	Emerging	Expected	Exceeded	Expected and Exceeded
Cohort	7.14% (1/14)	85.71% (12/14)	7.14% (1/14)	92.86% (13/14)
FSM	0.00% (0/3)	100.00% (3/3)	0.00% (0/3)	100.00% (3/3)
Non FSM	9.09% (1/11)	81.82% (9/11)	9.09% (1/11)	90.91% (10/11)
Pupil Premium	0.00% (0/3)	100.00% (3/3)	0.00% (0/3)	100.00% (3/3)
Non Pupil Premium	9.09% (1/11)	81.82% (9/11)	9.09% (1/11)	90.91% (10/11)
EAL	0.00% (0/2)	100.00% (2/2)	0.00% (0/2)	100.00% (2/2)
Non EAL	8.33% (1/12)	83.33% (10/12)	8.33% (1/12)	91.67% (11/12)
SEN	0.00% (0/3)	100.00% (3/3)	0.00% (0/3)	100.00% (3/3)
Non SEN	9.09% (1/11)	81.82% (9/11)	9.09% (1/11)	90.91% (10/11)
Summer Born	0.00% (0/2)	100.00% (2/2)	0.00% (0/2)	100.00% (2/2)
Non Summer Born	8.33% (1/12)	83.33% (10/12)	8.33% (1/12)	91.67% (11/12)

Diminishing the Difference - % Achieving GLD

	Cohort	FSM	Non FSM	PP	Non PP	EAL	Non EAL	SEN	Non SEN	Summer Born	Non Summer Born
Listening And Attention	85.71% (12/14)	66.67% (2/3)	90.91% (10/11)	66.67% (2/3)	90.91% (10/11)	50.00% (1/2)	91.67% (11/12)	100.00% (3/3)	81.82% (9/11)	100.00% (2/2)	83.33% (10/12)
Understanding	85.71% (12/14)	66.67% (2/3)	90.91% (10/11)	66.67% (2/3)	90.91% (10/11)	50.00% (1/2)	91.67% (11/12)	100.00% (3/3)	81.82% (9/11)	100.00% (2/2)	83.33% (10/12)
Speaking	85.71% (12/14)	66.67% (2/3)	90.91% (10/11)	66.67% (2/3)	90.91% (10/11)	50.00% (1/2)	91.67% (11/12)	100.00% (3/3)	81.82% (9/11)	100.00% (2/2)	83.33% (10/12)
Moving And Handling	92.86% (13/14)	100.00% (3/3)	90.91% (10/11)	100.00% (3/3)	90.91% (10/11)	100.00% (2/2)	91.67% (11/12)	100.00% (3/3)	90.91% (10/11)	100.00% (2/2)	91.67% (11/12)
Health And Self-Care	78.57% (11/14)	66.67% (2/3)	81.82% (9/11)	66.67% (2/3)	81.82% (9/11)	50.00% (1/2)	83.33% (10/12)	100.00% (3/3)	72.73% (8/11)	100.00% (2/2)	75.00% (9/12)
Self-Confidence And Self-Awareness	71.43% (10/14)	33.33% (1/3)	81.82% (9/11)	33.33% (1/3)	81.82% (9/11)	50.00% (1/2)	75.00% (9/12)	33.33% (1/3)	81.82% (9/11)	100.00% (2/2)	66.67% (8/12)
Managing Feelings And Behaviour	78.57% (11/14)	66.67% (2/3)	81.82% (9/11)	66.67% (2/3)	81.82% (9/11)	50.00% (1/2)	83.33% (10/12)	66.67% (2/3)	81.82% (9/11)	50.00% (1/2)	83.33% (10/12)
Making Relationships	85.71% (12/14)	66.67% (2/3)	90.91% (10/11)	66.67% (2/3)	90.91% (10/11)	50.00% (1/2)	91.67% (11/12)	66.67% (2/3)	90.91% (10/11)	100.00% (2/2)	83.33% (10/12)
Reading	92.86% (13/14)	66.67% (2/3)	100.00% (11/11)	66.67% (2/3)	100.00% (11/11)	50.00% (1/2)	100.00% (12/12)	100.00% (3/3)	90.91% (10/11)	100.00% (2/2)	91.67% (11/12)
Writing	85.71% (12/14)	66.67% (2/3)	90.91% (10/11)	66.67% (2/3)	90.91% (10/11)	50.00% (1/2)	91.67% (11/12)	100.00% (3/3)	81.82% (9/11)	100.00% (2/2)	83.33% (10/12)
Numbers	92.86% (13/14)	100.00% (3/3)	90.91% (10/11)	100.00% (3/3)	90.91% (10/11)	100.00% (2/2)	91.67% (11/12)	100.00% (3/3)	90.91% (10/11)	100.00% (2/2)	91.67% (11/12)
Shape, Space And Measure	100.00% (14/14)	100.00% (3/3)	100.00% (11/11)	100.00% (3/3)	100.00% (11/11)	100.00% (2/2)	100.00% (12/12)	100.00% (3/3)	100.00% (11/11)	100.00% (2/2)	100.00% (12/12)
% Achieving GLD	57.14% (8/14)	0.00% (0/3)	72.73% (8/11)	0.00% (0/3)	72.73% (8/11)	0.00% (0/2)	66.67% (8/12)	33.33% (1/3)	63.64% (7/11)	50.00% (1/2)	58.33% (7/12)

End of EYFS Analysis

Name	MR	SC/SA	MF	PSED AVG	M&H	HSC	P D AVG	LA	U	S	C&L AVG	R	W	Lit AVG	N	SSM	Math AVG	P&C	TW	T	UW AVG	EMM	BI	EA&D AVG	Tot	Avg PS	Tot GLD	Met GLD						
Millie Ant	2	1	2	2	2	2	2	2	2	2	2	2	2	2	2	2	2	2	2	2	2	2	2	2	33	1.94	23	N						
Madison Anteater	2	1	2	2	2	1	2	2	2	2	2	2	2	2	2	2	2	2	2	2	2	2	2	2	32	1.88	22	N						
Olivia-Mai Antelope	2	2	2	2	2	2	2	2	2	2	2	2	2	2	2	2	2	2	2	2	2	2	2	2	34	2.00	24	Y						
Evie-Grace Ape	2	2	2	2	2	1	2	1	1	1	1	1	1	1	2	2	2	2	2	2	2	2	2	2	28	1.65	18	N						
Lacey Armadillo	1	1	1	1	2	2	2	2	3	2	2	2	2	2	2	2	2	2	2	2	2	2	2	2	32	1.88	22	N						
Ruby Baboon	2	2	1	2	2	2	2	2	2	2	2	2	2	2	2	2	2	2	2	2	2	2	2	2	33	1.94	23	N						
Ameilia Badger	2	2	2	2	2	2	2	2	2	2	2	2	2	2	2	2	2	2	2	2	2	2	1	2	33	1.94	24	Y						
Abigail Barracuda	2	2	2	2	2	2	2	2	2	2	2	2	2	2	2	2	2	2	2	2	2	2	2	2	34	2.00	24	Y						
Kaden Bat	1	1	1	1	1	1	1	1	1	1	1	2	1	2	1	2	2	2	2	2	2	2	2	2	24	1.41	14	N						
Keegan Bear	2	2	2	2	2	2	2	2	2	2	2	2	2	2	2	2	2	2	2	2	2	2	2	2	34	2.00	24	Y						
Ellie May Beaver	2	2	2	2	2	2	2	2	2	2	2	2	2	2	2	2	2	2	2	2	2	2	2	2	34	2.00	24	Y						
Jessica Bee	2	2	2	2	2	2	2	2	2	2	2	2	2	2	2	2	2	2	2	2	2	2	2	2	34	2.00	24	Y						
Kaden Bison	2	2	2	2	2	2	2	2	2	2	2	2	2	2	2	2	2	2	2	2	2	2	2	2	34	2.00	24	Y						
Sophia Boar	3	3	3	3	3	3	3	3	3	3	3	3	3	3	3	3	3	3	3	3	3	3	3	3	51	3.00	36	Y						
% Pupils at Expected - Aspect	85.7%	71.4%	78.6%		92.9%	78.6%		85.7%	85.7%	85.7%		92.9%	85.7%		92.9%	100.0%		100.0%	100.0%	100.0%		100.0%	92.9%											
% Pupils at Expected - Area	64.29%				78.57%			85.71%				85.71%			92.86%			100.00%			92.86%													
% Pupils at Expected - GLD	57.14%																																	
% Pupils at Expected - All 17 Aspects	50.00%																																	

End of EYFS Analysis - Summary

	MR	SC/SA	MFB	M&H	HSC	LA	U	S	R	W	N	SSM	P&C	TW	T	EMM	BI
% GLD	85.7%	71.4%	78.6%	92.9%	78.6%	85.7%	85.7%	85.7%	92.9%	85.7%	92.9%	100.0%	100.0%	100.0%	100.0%	100.0%	92.9%
% Exceeded	7.1%	7.1%	7.1%	7.1%	7.1%	7.1%	14.3%	7.1%	7.1%	7.1%	7.1%	7.1%	7.1%	7.1%	7.1%	7.1%	7.1%
% Expected	78.6%	64.3%	71.4%	85.7%	71.4%	78.6%	71.4%	78.6%	85.7%	78.6%	85.7%	92.9%	92.9%	92.9%	92.9%	92.9%	85.7%
% Emerging	14.3%	28.6%	21.4%	7.1%	21.4%	14.3%	14.3%	14.3%	7.1%	14.3%	7.1%	0%	0%	0%	0%	0%	7.1%

At the end of Reception 8 (57.1%) pupils met a Good Level of Development (GLD)