

# Optimum Primary School



## END OF KS1 OUTCOMES

National data within this report is taken from 2016 figures.

## 1 - KS1 Outcome Venn Diagram - Reading, Writing and Mathematics

This report will give you the percentage of pupils that achieved national standard in Reading, Mathematics and Writing Teacher Assessment combined. There is also a table at the bottom of the report with pupil names to support this.

## 2 - KS1 TA Outcome Breakdown Pie Chart

This report shows the percentage of pupils who are at each outcome for the cohort in Reading, Writing and Mathematics.

## 3 - EYFS Versus KS1 TA Analysis

This report calculates the number and percentage of pupils who are at or above national standards at ELG (2+) against the percentage of pupils at expected for KS1 this year, this also shows the difference between the two figures. The report gives you this data for a number of key context groups for Reading, Writing and Mathematics.

## 4 - EYFS to KS1 TA Transition Matrix

This report plots pupils on a mapping grid to show their transition from EYFS to KS1 teacher assessments. Down the left-hand side is the EYFS result and across the top the KS1 teacher assessment. This report uses EYFS results and teacher assessment codes in Reading, Writing and Mathematics.

## 5 - KS1 TA - Contextual Groups Attainment Summary

This report gives the number and percentage of pupils in key contextual groups that attained a teacher assessment outcome that is 'below', 'at', and 'at/greater depth' against the national standards. This report analyses Reading, Writing and Mathematics.

## 6 - EYFS to KS1 Contextual Groups Progress Summary

This report gives the number and percentage of pupils in key contextual groups that made progress that is 'Less than Expected', 'Expected', and 'Expected' between ELG and KS1 Teacher Assessment. This report analyses Reading, Writing and Mathematics.

## 7 - KS1 Average Scaled Score Analysis by Context

This analysis shows you the average scaled score for the cohort, and other key contextual groups. The data is presented in a table format and as a bar chart for Reading Writing and GPVS.

## 8 - KS1 Scaled Score Mapping Grid

This mapping grid plots pupils based on subjects and scaled score ranges for Reading, Mathematics and GPVS.

## 9 - KS1 Scaled Score Mapping Grid by Ability Group

These mapping grids plot pupils based on EYFS ability groups and scaled score ranges for Reading, Mathematics and GPVS.

## 10 - KS1 Scaled Score Mapping Grid by Context Group

These mapping grids plot pupils based on key context groups and scaled score ranges for Reading, Mathematics and GPVS.

## 11 - KS1 Pupil Outcome Printout

These report shows you the raw data that you entered into the OTrack data entry screens. This can be used to check for missing pupils in other reports.

## 12 - TA Summary Sheet

This page is an overall summary of the data held in other reports to be used for quick reference to key analysis and for simple reporting to Ofsted and Governors etc.

## 13 - KS1 National Analysis

These graphs and tables show analysis of the percentage of pupils attaining and exceeding the expected standard against national and local authority averages.

# KS1 Outcome Venn Diagram - Reading, Writing and Mathematics



## Pupils outside of diagram

Sean Heron PKF/WTS/PKF  
Ayomide Magpie BLW/BLW/BLW  
Daisy Manatee BLW/BLW/BLW  
Kelsey-Leigh Marten PKF/PKF/WTS  
Eileen Meerkat WTS/WTS/WTS  
Charlie Mink PKF/WTS/PKF

6 (20.69%)

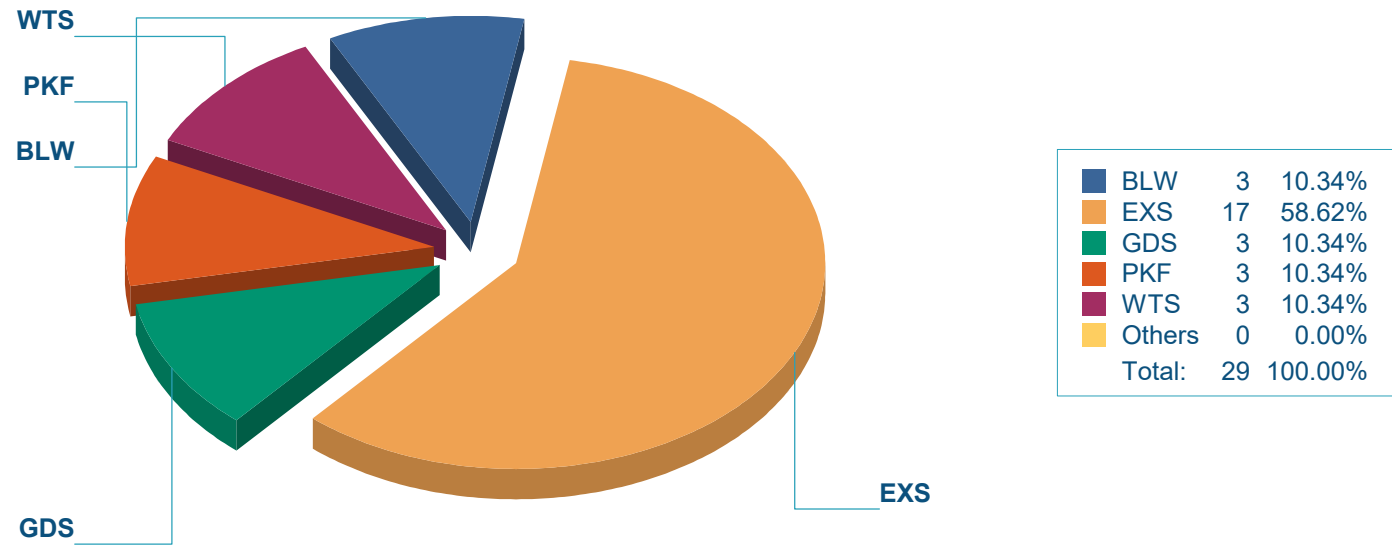
# KS1 Outcome Venn Diagram - Reading, Writing and Mathematics

Reading	Mathematics	Writing	Reading & Mathematics	Mathematics & Writing	Reading & Writing	Reading, Mathematics & Writing
Leo Hippopotamus EXS/WTS/WTS Skye Hornet EXS/WTS/WTS	Kurtis Hare WTS/WTS/EXS Lindsey Lyrebird BLW/BLW/EXS Ryan Mole WTS/WTS/EXS		Jessica Hawk EXS/WTS/EXS Kayden Jaguar EXS/WTS/EXS Max Jay, Blue EXS/WTS/EXS		Billy Hummingbird EXS/EXS/WTS	Sean Hedgehog GDS/GDS/EXS Ciaran Herring EXS/EXS/EXS Ruben-Patrick Horse GDS/EXS/GDS George Human EXS/EXS/EXS Lacey-Mae Hyena EXS/EXS/EXS Darna Jackal GDS/EXS/GDS Keara Jay EXS/EXS/EXS Jacob Jellyfish EXS/EXS/EXS Warren Llama EXS/EXS/EXS Hollie Lobster EXS/EXS/EXS Ruby Locust EXS/EXS/EXS Caleb Loris EXS/EXS/EXS Steven Louse EXS/EXS/EXS Paige Mallard EXS/EXS/EXS

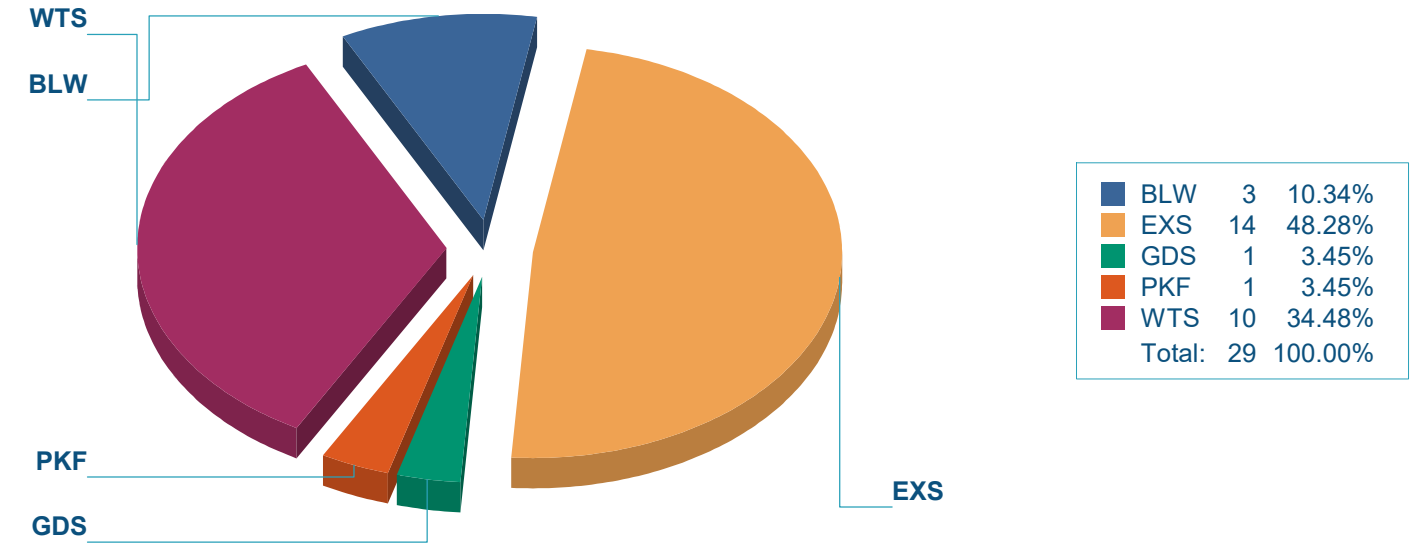
Missing pupils? - Please check the 'KS1 Test Outcome Codes' and the 'KS1 Teacher Assessments Codes' section of the 'KS1 Pupil Outcome Printout'. This will identify pupils who are disappled from this report.

# KS1 TA Outcome Breakdown Pie Chart

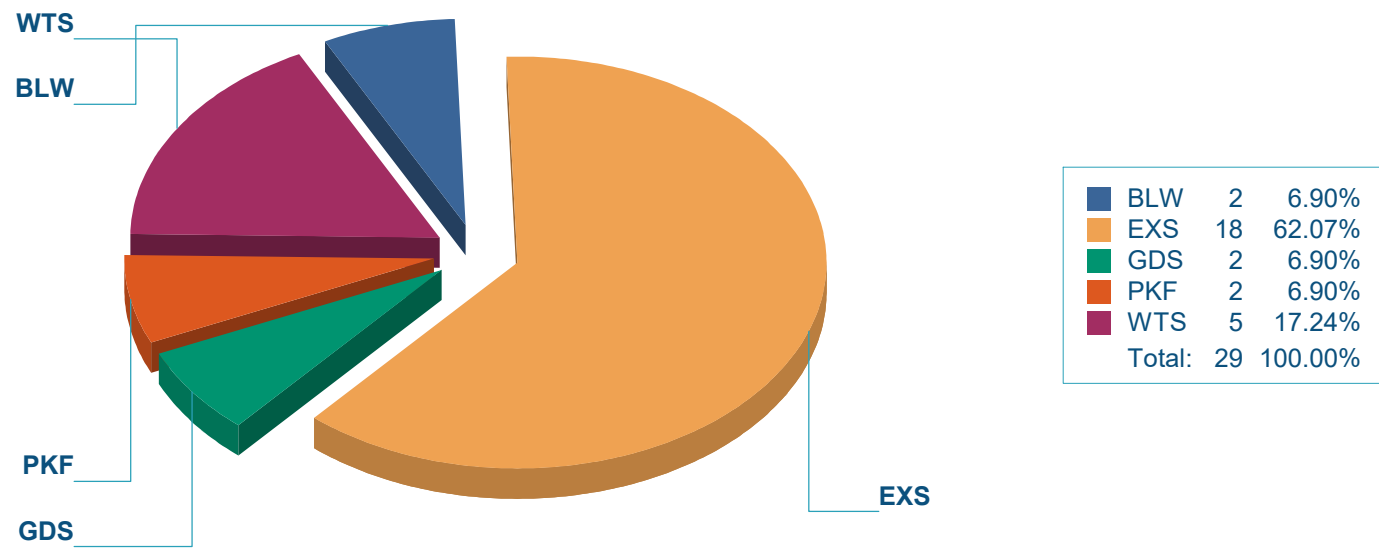
## Reading



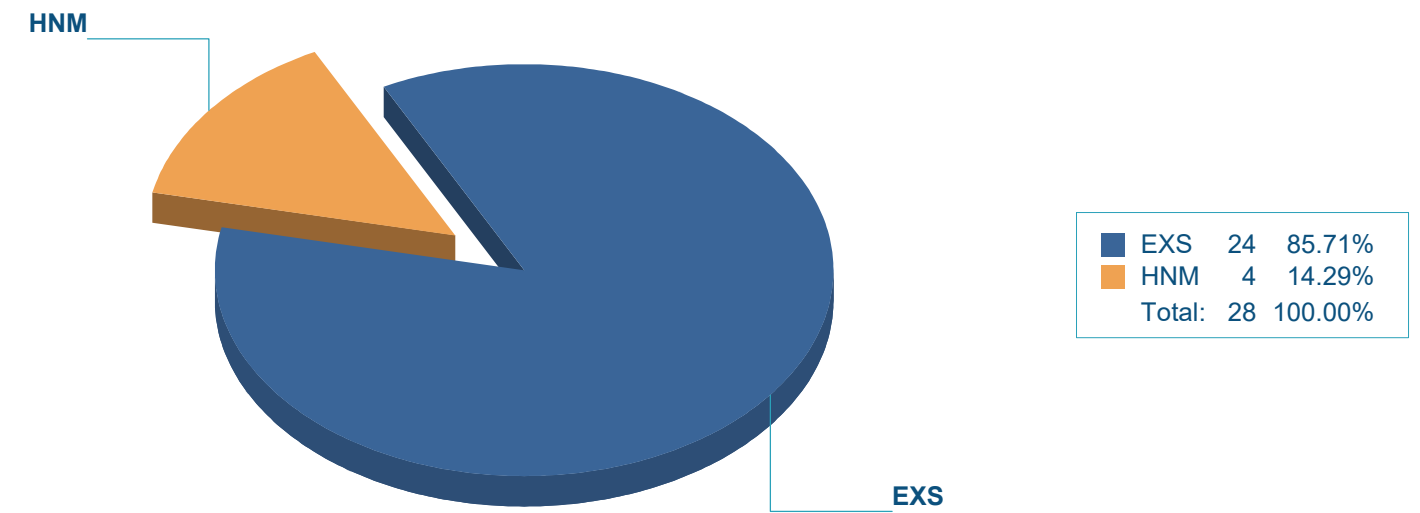
## Writing



## Mathematics



## Science



# EYFS Versus KS1 TA Analysis

## Reading

	EYFS Expected (2+)	KS1 Expected (EXS, GDS)	Difference
<b>Cohort</b>	20/29 (68.97%)	20/29 (68.97%)	0.00%
<b>Boys</b>	12/17 (70.59%)	12/17 (70.59%)	0.00%
<b>Girls</b>	8/12 (66.67%)	8/12 (66.67%)	0.00%
<b>FSM</b>	3/7 (42.86%)	5/7 (71.43%)	28.57%
<b>Non-FSM</b>	17/22 (77.27%)	15/22 (68.18%)	-9.09%
<b>PPG</b>	10/14 (71.43%)	9/14 (64.29%)	-7.14%
<b>Non-PPG</b>	10/15 (66.67%)	11/15 (73.33%)	6.67%
<b>SEN</b>	3/5 (60.00%)	2/5 (40.00%)	-20.00%
<b>Non-SEN</b>	17/24 (70.83%)	18/24 (75.00%)	4.17%
<b>Non-EAL</b>	20/29 (68.97%)	20/29 (68.97%)	0.00%
<b>Spring Born</b>	20/29 (68.97%)	20/29 (68.97%)	0.00%

## Writing

	EYFS Expected (2+)	KS1 Expected (EXS, GDS)	Difference
<b>Cohort</b>	21/29 (72.41%)	15/29 (51.72%)	-20.69%
<b>Boys</b>	12/17 (70.59%)	9/17 (52.94%)	-17.65%
<b>Girls</b>	9/12 (75.00%)	6/12 (50.00%)	-25.00%
<b>FSM</b>	6/7 (85.71%)	4/7 (57.14%)	-28.57%
<b>Non-FSM</b>	15/22 (68.18%)	11/22 (50.00%)	-18.18%
<b>PPG</b>	12/14 (85.71%)	8/14 (57.14%)	-28.57%
<b>Non-PPG</b>	9/15 (60.00%)	7/15 (46.67%)	-13.33%
<b>SEN</b>	4/5 (80.00%)	2/5 (40.00%)	-40.00%
<b>Non-SEN</b>	17/24 (70.83%)	13/24 (54.17%)	-16.67%
<b>Non-EAL</b>	21/29 (72.41%)	15/29 (51.72%)	-20.69%
<b>Spring Born</b>	21/29 (72.41%)	15/29 (51.72%)	-20.69%

## Mathematics

	EYFS Expected (2+)	KS1 Expected (EXS, GDS)	Difference
<b>Cohort</b>	27/29 (93.10%)	20/29 (68.97%)	-24.14%
<b>Boys</b>	15/17 (88.24%)	12/17 (70.59%)	-17.65%
<b>Girls</b>	12/12 (100.00%)	8/12 (66.67%)	-33.33%
<b>FSM</b>	5/7 (71.43%)	7/7 (100.00%)	28.57%
<b>Non-FSM</b>	22/22 (100.00%)	13/22 (59.09%)	-40.91%
<b>PPG</b>	12/14 (85.71%)	11/14 (78.57%)	-7.14%
<b>Non-PPG</b>	15/15 (100.00%)	9/15 (60.00%)	-40.00%
<b>SEN</b>	4/5 (80.00%)	3/5 (60.00%)	-20.00%
<b>Non-SEN</b>	23/24 (95.83%)	17/24 (70.83%)	-25.00%
<b>Non-EAL</b>	27/29 (93.10%)	20/29 (68.97%)	-24.14%
<b>Spring Born</b>	27/29 (93.10%)	20/29 (68.97%)	-24.14%

Missing pupils? - Please check the 'KS1 Test Outcome Codes' and the 'EYFS Results' sections of the 'KS1 Pupil Outcome Printout'. These will identify pupils who are disappled from this report.

# EYFS to KS1 TA Transition Matrix

		Reading KS1 TA			
		Below	At	Greater Depth	Other
EYFS					
No EYFS Data		-	-	-	-
1	Kurtis Hare (WTS)	11% (1/9)	Kayden Jaguar (EXS) Keara Jay (EXS) Max Jay, Blue (EXS) Warren Llama (EXS) Hollie Lobster (EXS) Ruby Locust (EXS) Caleb Loris (EXS)	Darna Jackal (GDS)	-
			78% (7/9)	11% (1/9)	-
2	Sean Heron (PKF) Ayomide Magpie (BLW) Daisy Manatee (BLW) Kelsey-Leigh Marten (PKF) Eileen Meerkat (WTS) Charlie Mink (PKF) Ryan Mole (WTS)	37% (7/19)	Jessica Hawk (EXS) Ciaran Herring (EXS) Leo Hippopotamus (EXS) Skye Hornet (EXS) George Human (EXS) Billy Hummingbird (EXS) Lacey-Mae Hyena (EXS) Jacob Jellyfish (EXS) Steven Louse (EXS) Paige Mallard (EXS)	Sean Hedgehog (GDS) Ruben-Patrick Horse (GDS)	-
			53% (10/19)	11% (2/19)	-
3	Lindsey Lyrebird (BLW)	100% (1/1)	-	-	-

		Writing KS1 TA			
		Below	At	Greater Depth	Other
EYFS					
No EYFS Data		-	-	-	-
1	Kurtis Hare (WTS) Max Jay, Blue (WTS)	25% (2/8)	Keara Jay (EXS) Jacob Jellyfish (EXS) Hollie Lobster (EXS) Ruby Locust (EXS) Caleb Loris (EXS) Steven Louse (EXS)		-
			75% (6/8)	-	-
2	Jessica Hawk (WTS) Sean Heron (WTS) Leo Hippopotamus (WTS) Skye Hornet (WTS) Kayden Jaguar (WTS) Ayomide Magpie (BLW) Daisy Manatee (BLW) Kelsey-Leigh Marten (PKF) Eileen Meerkat (WTS) Charlie Mink (WTS) Ryan Mole (WTS)	58% (11/19)	Ciaran Herring (EXS) Ruben-Patrick Horse (EXS) George Human (EXS) Billy Hummingbird (EXS) Lacey-Mae Hyena (EXS) Darna Jackal (EXS) Paige Mallard (EXS)	Sean Hedgehog (GDS)	-
			37% (7/19)	5% (1/19)	-
3	Lindsey Lyrebird (BLW)	50% (1/2)	Warren Llama (EXS)	-	-
			50% (1/2)	-	-

		Mathematics KS1 TA			
		Below	At	Greater Depth	Other
EYFS					
No EYFS Data		-	-	-	-
1		-	Kurtis Hare (EXS) Kayden Jaguar (EXS)		-
			100% (2/2)	-	-
2	Sean Heron (PKF) Leo Hippopotamus (WTS) Skye Hornet (WTS) Billy Hummingbird (WTS) Ayomide Magpie (BLW) Daisy Manatee (BLW) Kelsey-Leigh Marten (WTS) Eileen Meerkat (WTS) Charlie Mink (PKF)	41% (9/22)	Jessica Hawk (EXS) Sean Hedgehog (EXS) Ciaran Herring (EXS) George Human (EXS) Warren Llama (EXS) Hollie Lobster (EXS) Ruby Locust (EXS) Caleb Loris (EXS) Steven Louse (EXS) Lindsey Lyrebird (EXS) Paige Mallard (EXS) Ryan Mole (EXS)	Ruben-Patrick Horse (GDS)	-
			55% (12/22)	5% (1/22)	-
3		-	Lacey-Mae Hyena (EXS) Keara Jay (EXS) Max Jay, Blue (EXS) Jacob Jellyfish (EXS)	Darna Jackal (GDS)	-
			80% (4/5)	20% (1/5)	-

Missing pupils? - Please check the 'KS1 Teacher Assessments Codes' section of the 'KS1 Pupil Outcome Printout'. This will identify pupils who are disapplied from this report.



# KS1 TA - Contextual Groups Attainment Summary

## Reading

	Below	At	Greater Depth	At & Greater Depth Combined
<b>Cohort</b>	9/29 (31.03%)	17/29 (58.62%)	3/29 (10.34%)	20/29 (68.97%)
<b>Boys</b>	5/17 (29.41%)	10/17 (58.82%)	2/17 (11.76%)	12/17 (70.59%)
<b>Girls</b>	4/12 (33.33%)	7/12 (58.33%)	1/12 (8.33%)	8/12 (66.67%)
<b>PPG</b>	5/14 (35.71%)	6/14 (42.86%)	3/14 (21.43%)	9/14 (64.29%)
<b>Non-PPG</b>	4/15 (26.67%)	11/15 (73.33%)	0/15 (0.00%)	11/15 (73.33%)
<b>SEN</b>	3/5 (60.00%)	1/5 (20.00%)	1/5 (20.00%)	2/5 (40.00%)
<b>Non-SEN</b>	6/24 (25.00%)	16/24 (66.67%)	2/24 (8.33%)	18/24 (75.00%)
<b>Non-EAL</b>	9/29 (31.03%)	17/29 (58.62%)	3/29 (10.34%)	20/29 (68.97%)
<b>FSM</b>	2/7 (28.57%)	4/7 (57.14%)	1/7 (14.29%)	5/7 (71.43%)
<b>Non-FSM</b>	7/22 (31.82%)	13/22 (59.09%)	2/22 (9.09%)	15/22 (68.18%)
<b>Spring Born</b>	9/29 (31.03%)	17/29 (58.62%)	3/29 (10.34%)	20/29 (68.97%)

## Writing

	Below	At	Greater Depth	At & Greater Depth Combined
<b>Cohort</b>	14/29 (48.28%)	14/29 (48.28%)	1/29 (3.45%)	15/29 (51.72%)
<b>Boys</b>	8/17 (47.06%)	8/17 (47.06%)	1/17 (5.88%)	9/17 (52.94%)
<b>Girls</b>	6/12 (50.00%)	6/12 (50.00%)	0/12 (0.00%)	6/12 (50.00%)
<b>PPG</b>	6/14 (42.86%)	7/14 (50.00%)	1/14 (7.14%)	8/14 (57.14%)
<b>Non-PPG</b>	8/15 (53.33%)	7/15 (46.67%)	0/15 (0.00%)	7/15 (46.67%)
<b>SEN</b>	3/5 (60.00%)	2/5 (40.00%)	0/5 (0.00%)	2/5 (40.00%)
<b>Non-SEN</b>	11/24 (45.83%)	12/24 (50.00%)	1/24 (4.17%)	13/24 (54.17%)
<b>Non-EAL</b>	14/29 (48.28%)	14/29 (48.28%)	1/29 (3.45%)	15/29 (51.72%)
<b>FSM</b>	3/7 (42.86%)	4/7 (57.14%)	0/7 (0.00%)	4/7 (57.14%)
<b>Non-FSM</b>	11/22 (50.00%)	10/22 (45.45%)	1/22 (4.55%)	11/22 (50.00%)
<b>Spring Born</b>	14/29 (48.28%)	14/29 (48.28%)	1/29 (3.45%)	15/29 (51.72%)



# KS1 TA - Contextual Groups Attainment Summary

## Mathematics

	Below	At	Greater Depth	At & Greater Depth Combined
<b>Cohort</b>	9/29 (31.03%)	18/29 (62.07%)	2/29 (6.90%)	20/29 (68.97%)
<b>Boys</b>	5/17 (29.41%)	11/17 (64.71%)	1/17 (5.88%)	12/17 (70.59%)
<b>Girls</b>	4/12 (33.33%)	7/12 (58.33%)	1/12 (8.33%)	8/12 (66.67%)
<b>PPG</b>	3/14 (21.43%)	9/14 (64.29%)	2/14 (14.29%)	11/14 (78.57%)
<b>Non-PPG</b>	6/15 (40.00%)	9/15 (60.00%)	0/15 (0.00%)	9/15 (60.00%)
<b>SEN</b>	2/5 (40.00%)	2/5 (40.00%)	1/5 (20.00%)	3/5 (60.00%)
<b>Non-SEN</b>	7/24 (29.17%)	16/24 (66.67%)	1/24 (4.17%)	17/24 (70.83%)
<b>Non-EAL</b>	9/29 (31.03%)	18/29 (62.07%)	2/29 (6.90%)	20/29 (68.97%)
<b>FSM</b>	0/7 (0.00%)	6/7 (85.71%)	1/7 (14.29%)	7/7 (100.00%)
<b>Non-FSM</b>	9/22 (40.91%)	12/22 (54.55%)	1/22 (4.55%)	13/22 (59.09%)
<b>Spring Born</b>	9/29 (31.03%)	18/29 (62.07%)	2/29 (6.90%)	20/29 (68.97%)

Missing pupils? - Please check the 'KS1 Teacher Assessments Codes' section of the 'KS1 Pupil Outcome Printout'. This will identify pupils who are disapplied from this report.

# EYFS to KS1 TA - Contextual Groups Progress Summary

## Reading

	Less than Expected	Expected	More than Expected	Expected or Better Progress
<b>Cohort</b>	17/39 (43.59%)	12/39 (30.77%)	10/39 (25.64%)	22/39 (56.41%)
<b>Boys</b>	10/24 (41.67%)	8/24 (33.33%)	6/24 (25.00%)	14/24 (58.33%)
<b>Girls</b>	7/15 (46.67%)	4/15 (26.67%)	4/15 (26.67%)	8/15 (53.33%)
<b>PPG</b>	9/19 (47.37%)	5/19 (26.32%)	5/19 (26.32%)	10/19 (52.63%)
<b>Non-PPG</b>	8/20 (40.00%)	7/20 (35.00%)	5/20 (25.00%)	12/20 (60.00%)
<b>SEN</b>	2/5 (40.00%)	2/5 (40.00%)	1/5 (20.00%)	3/5 (60.00%)
<b>Non-SEN</b>	15/34 (44.12%)	10/34 (29.41%)	9/34 (26.47%)	19/34 (55.88%)
<b>Non-EAL</b>	17/39 (43.59%)	12/39 (30.77%)	10/39 (25.64%)	22/39 (56.41%)
<b>FSM</b>	4/10 (40.00%)	3/10 (30.00%)	3/10 (30.00%)	6/10 (60.00%)
<b>Non-FSM</b>	13/29 (44.83%)	9/29 (31.03%)	7/29 (24.14%)	16/29 (55.17%)
<b>Spring Born</b>	17/39 (43.59%)	12/39 (30.77%)	10/39 (25.64%)	22/39 (56.41%)

## Writing

	Less than Expected	Expected	More than Expected	Expected or Better Progress
<b>Cohort</b>	17/39 (43.59%)	15/39 (38.46%)	7/39 (17.95%)	22/39 (56.41%)
<b>Boys</b>	10/24 (41.67%)	10/24 (41.67%)	4/24 (16.67%)	14/24 (58.33%)
<b>Girls</b>	7/15 (46.67%)	5/15 (33.33%)	3/15 (20.00%)	8/15 (53.33%)
<b>PPG</b>	8/19 (42.11%)	9/19 (47.37%)	2/19 (10.53%)	11/19 (57.89%)
<b>Non-PPG</b>	9/20 (45.00%)	6/20 (30.00%)	5/20 (25.00%)	11/20 (55.00%)
<b>SEN</b>	2/5 (40.00%)	3/5 (60.00%)	0/5 (0.00%)	3/5 (60.00%)
<b>Non-SEN</b>	15/34 (44.12%)	12/34 (35.29%)	7/34 (20.59%)	19/34 (55.88%)
<b>Non-EAL</b>	17/39 (43.59%)	15/39 (38.46%)	7/39 (17.95%)	22/39 (56.41%)
<b>FSM</b>	4/10 (40.00%)	6/10 (60.00%)	0/10 (0.00%)	6/10 (60.00%)
<b>Non-FSM</b>	13/29 (44.83%)	9/29 (31.03%)	7/29 (24.14%)	16/29 (55.17%)
<b>Spring Born</b>	17/39 (43.59%)	15/39 (38.46%)	7/39 (17.95%)	22/39 (56.41%)

# EYFS to KS1 TA - Contextual Groups Progress Summary

## Mathematics

	Less than Expected	Expected	More than Expected	Expected or Better Progress
<b>Cohort</b>	21/39 (53.85%)	15/39 (38.46%)	3/39 (7.69%)	18/39 (46.15%)
<b>Boys</b>	13/24 (54.17%)	8/24 (33.33%)	3/24 (12.50%)	11/24 (45.83%)
<b>Girls</b>	8/15 (53.33%)	7/15 (46.67%)	0/15 (0.00%)	7/15 (46.67%)
<b>PPG</b>	8/19 (42.11%)	8/19 (42.11%)	3/19 (15.79%)	11/19 (57.89%)
<b>Non-PPG</b>	13/20 (65.00%)	7/20 (35.00%)	0/20 (0.00%)	7/20 (35.00%)
<b>SEN</b>	2/5 (40.00%)	2/5 (40.00%)	1/5 (20.00%)	3/5 (60.00%)
<b>Non-SEN</b>	19/34 (55.88%)	13/34 (38.24%)	2/34 (5.88%)	15/34 (44.12%)
<b>Non-EAL</b>	21/39 (53.85%)	15/39 (38.46%)	3/39 (7.69%)	18/39 (46.15%)
<b>FSM</b>	4/10 (40.00%)	4/10 (40.00%)	2/10 (20.00%)	6/10 (60.00%)
<b>Non-FSM</b>	17/29 (58.62%)	11/29 (37.93%)	1/29 (3.45%)	12/29 (41.38%)
<b>Spring Born</b>	21/39 (53.85%)	15/39 (38.46%)	3/39 (7.69%)	18/39 (46.15%)

Missing pupils? - This report plots only pupils with both a result for EYFS and a KS1 teacher assessment. Please check the 'KS1 Teacher Assessments Codes' section of the 'KS1 Pupil Outcome Printout'. This will identify pupils who are disapplied from this report.

		KS1 TA Outcome				
		BLW	PKF	WTS	EXS	GDS
EYFS ELG Attainment	Emerging	Expected	Expected	Expected	More than Expected	More than Expected
	Expected	Less than expected	Less than expected	Less than expected	Expected	More than Expected
	Exceeding	Less than expected	Less than expected	Less than expected	Less than expected	Expected

# KS1 Average Scaled Score Analysis by Context

Group	Reading		Mathematics		GPVS	
	Number of Pupils	Average Scaled Score	Number of Pupils	Average Scaled Score	Number of Pupils	Average Scaled Score
Cohort	17	102.18	20	102.25	19	99.63
Boys	11	102.55	13	101.77	13	99.92
Girls	6	101.50	7	103.14	6	99.00
Pupil Premium	9	104.00	11	102.27	11	100.91
Non Pupil Premium	8	100.13	9	102.22	8	97.88
Non-EAL	17	102.18	20	102.25	19	99.63
SEN	4	101.75	5	100.00	5	100.20
Non-SEN	13	102.31	15	103.00	14	99.43
FSM	6	102.00	6	105.00	6	102.00
Non-FSM	11	102.27	14	101.07	13	98.54
Spring Born	17	102.18	20	102.25	19	99.63

Missing pupils? - Please check the 'Calculated Scores' section of the 'KS1 Pupil Outcome Printout'. This will identify pupils who are disappled from this report.

# KS1 Scaled Score Mapping Grid

	80 to 89	90 to 99	100 to 109	110 to 114	115 to 120	<100	100+	110+	
<b>Reading</b>		Kurtis Hare (97) Jessica Hawk (98) Leo Hippopotamus (92) Eileen Meerkat (94) Ryan Mole (93)	Ciaran Herring (106) Skye Hornet (100) Ruben-Patrick Horse (108) Billy Hummingbird (105) Lacey-Mae Hyena (103) Kayden Jaguar (101) Keara Jay (102) Max Jay, Blue (104) Jacob Jellyfish (101)	Sean Hedgehog (111) George Human (110) Darna Jackal (112)			Kurtis Hare (97) Jessica Hawk (98) Leo Hippopotamus (92) Eileen Meerkat (94) Ryan Mole (93)	Sean Hedgehog (111) Ciaran Herring (106) Skye Hornet (100) Ruben-Patrick Horse (108) George Human (110) Billy Hummingbird (105) Lacey-Mae Hyena (103) Darna Jackal (112) Kayden Jaguar (101) Keara Jay (102) Max Jay, Blue (104) Jacob Jellyfish (101)	Sean Hedgehog (111) George Human (110) Darna Jackal (112)
	0/17 (0.00%)	5/17 (29.41%)	9/17 (52.94%)	3/17 (17.65%)	0/17 (0.00%)	5/17 (29.41%)	12/17 (70.59%)	3/17 (17.65%)	
<b>Mathematics</b>	Sean Heron (85)	Leo Hippopotamus (98) Skye Hornet (98) Billy Hummingbird (92) Kelsey-Leigh Marten (91) Charlie Mink (91)	Kurtis Hare (100) Jessica Hawk (107) Ciaran Herring (106) George Human (108) Lacey-Mae Hyena (102) Kayden Jaguar (105) Keara Jay (109) Max Jay, Blue (104) Jacob Jellyfish (104) Eileen Meerkat (101) Ryan Mole (103)	Sean Hedgehog (112) Darna Jackal (114)	Ruben-Patrick Horse (115)	Sean Heron (85) Leo Hippopotamus (98) Skye Hornet (98) Billy Hummingbird (92) Kelsey-Leigh Marten (91) Charlie Mink (91)	Kurtis Hare (100) Jessica Hawk (107) Sean Hedgehog (112) Ciaran Herring (106) Ruben-Patrick Horse (115) George Human (108) Lacey-Mae Hyena (102) Darna Jackal (114) Kayden Jaguar (105) Keara Jay (109) Max Jay, Blue (104) Jacob Jellyfish (104) Eileen Meerkat (101) Ryan Mole (103)	Sean Hedgehog (112) Ruben-Patrick Horse (115) Darna Jackal (114)	
	1/20 (5.00%)	5/20 (25.00%)	11/20 (55.00%)	2/20 (10.00%)	1/20 (5.00%)	6/20 (30.00%)	14/20 (70.00%)	3/20 (15.00%)	
<b>GPVS</b>	Sean Heron (86) Kelsey-Leigh Marten (87)	Kurtis Hare (99) Jessica Hawk (98) Leo Hippopotamus (95) Skye Hornet (93) Lacey-Mae Hyena (97) Kayden Jaguar (98) Max Jay, Blue (91) Charlie Mink (92) Ryan Mole (98)	Ruben-Patrick Horse (109) George Human (105) Billy Hummingbird (102) Keara Jay (109) Jacob Jellyfish (100)	Sean Hedgehog (114) Ciaran Herring (110) Darna Jackal (110)		Kurtis Hare (99) Jessica Hawk (98) Sean Heron (86) Leo Hippopotamus (95) Skye Hornet (93) Lacey-Mae Hyena (97) Kayden Jaguar (98) Max Jay, Blue (91) Kelsey-Leigh Marten (87) Charlie Mink (92) Ryan Mole (98)	Sean Hedgehog (114) Ciaran Herring (110) Ruben-Patrick Horse (109) George Human (105) Billy Hummingbird (102) Darna Jackal (110) Keara Jay (109) Jacob Jellyfish (100)	Sean Hedgehog (114) Ciaran Herring (110) Darna Jackal (110)	
	2/19 (10.53%)	9/19 (47.37%)	5/19 (26.32%)	3/19 (15.79%)	0/19 (0.00%)	11/19 (57.89%)	8/19 (42.11%)	3/19 (15.79%)	

Missing pupils? - Please check the 'Calculated Scores' section of the 'KS1 Pupil Outcome Printout'. These will identify pupils who are disapplied from this report.

# KS1 Scaled Score Mapping Grid By Ability Group

## Reading

	80 to 89	90 to 99	100 to 109	110 to 114	115 to 120	<100	100+	110+
<b>ELG 1</b>		Kurtis Hare (97)	Kayden Jaguar (101) Keara Jay (102) Max Jay, Blue (104)	Darna Jackal (112)		Kurtis Hare (97)	Darna Jackal (112) Kayden Jaguar (101) Keara Jay (102) Max Jay, Blue (104)	Darna Jackal (112)
	0/5 (0.00%)	1/5 (20.00%)	3/5 (60.00%)	1/5 (20.00%)	0/5 (0.00%)	1/5 (20.00%)	4/5 (80.00%)	1/5 (20.00%)
<b>ELG 2</b>		Jessica Hawk (98) Leo Hippopotamus (92) Eileen Meerkat (94) Ryan Mole (93)	Ciaran Herring (106) Skye Hornet (100) Ruben-Patrick Horse (108) Billy Hummingbird (105) Lacey-Mae Hyena (103) Jacob Jellyfish (101)	Sean Hedgehog (111) George Human (110)		Jessica Hawk (98) Leo Hippopotamus (92) Eileen Meerkat (94) Ryan Mole (93)	Sean Hedgehog (111) Ciaran Herring (106) Skye Hornet (100) Ruben-Patrick Horse (108) George Human (110) Billy Hummingbird (105) Lacey-Mae Hyena (103) Jacob Jellyfish (101)	Sean Hedgehog (111) George Human (110)
	0/12 (0.00%)	4/12 (33.33%)	6/12 (50.00%)	2/12 (16.67%)	0/12 (0.00%)	4/12 (33.33%)	8/12 (66.67%)	2/12 (16.67%)

## Mathematics

	80 to 89	90 to 99	100 to 109	110 to 114	115 to 120	<100	100+	110+
<b>ELG 1</b>			Kurtis Hare (100) Kayden Jaguar (105)				Kurtis Hare (100) Kayden Jaguar (105)	
	0/2 (0.00%)	0/2 (0.00%)	2/2 (100.00%)	0/2 (0.00%)	0/2 (0.00%)	0/2 (0.00%)	2/2 (100.00%)	0/2 (0.00%)
<b>ELG 2</b>	Sean Heron (85)	Leo Hippopotamus (98) Skye Hornet (98) Billy Hummingbird (92) Kelsey-Leigh Marten (91) Charlie Mink (91)	Jessica Hawk (107) Ciaran Herring (106) George Human (108) Eileen Meerkat (101) Ryan Mole (103)	Sean Hedgehog (112)	Ruben-Patrick Horse (115)	Sean Heron (85) Leo Hippopotamus (98) Skye Hornet (98) Billy Hummingbird (92) Kelsey-Leigh Marten (91) Charlie Mink (91)	Jessica Hawk (107) Sean Hedgehog (112) Ciaran Herring (106) Ruben-Patrick Horse (115) George Human (108) Eileen Meerkat (101) Ryan Mole (103)	Sean Hedgehog (112) Ruben-Patrick Horse (115)
	1/13 (7.69%)	5/13 (38.46%)	5/13 (38.46%)	1/13 (7.69%)	1/13 (7.69%)	6/13 (46.15%)	7/13 (53.85%)	2/13 (15.38%)
<b>ELG 3</b>			Lacey-Mae Hyena (102) Keara Jay (109) Max Jay, Blue (104) Jacob Jellyfish (104)	Darna Jackal (114)			Lacey-Mae Hyena (102) Darna Jackal (114) Keara Jay (109) Max Jay, Blue (104) Jacob Jellyfish (104)	Darna Jackal (114)
	0/5 (0.00%)	0/5 (0.00%)	4/5 (80.00%)	1/5 (20.00%)	0/5 (0.00%)	0/5 (0.00%)	5/5 (100.00%)	1/5 (20.00%)

Missing pupils? - Please check the 'Calculated Scores' sections of the 'KS1 Pupil Outcome Printout'. These will identify pupils who are disapplied from this report.

# KS1 Scaled Score Mapping Grid by Context Group

## Reading

	80 to 89	90 to 99	100 to 109	110 to 114	115 to 120	<100	100+	110+	
<b>Cohort</b>		Kurtis Hare (97) Jessica Hawk (98) Leo Hippopotamus (92) Eileen Meerkat (94) Ryan Mole (93)	Ciaran Herring (106) Skye Hornet (100) Ruben-Patrick Horse (108) Billy Hummingbird (105) Lacey-Mae Hyena (103) Kayden Jaguar (101) Keara Jay (102) Max Jay, Blue (104) Jacob Jellyfish (101)	Sean Hedgehog (111) George Human (110) Darna Jackal (112)			Kurtis Hare (97) Jessica Hawk (98) Leo Hippopotamus (92) Eileen Meerkat (94) Ryan Mole (93)	Sean Hedgehog (111) Ciaran Herring (106) Skye Hornet (100) Ruben-Patrick Horse (108) George Human (110) Billy Hummingbird (105) Lacey-Mae Hyena (103) Darna Jackal (112) Kayden Jaguar (101) Keara Jay (102) Max Jay, Blue (104) Jacob Jellyfish (101)	Sean Hedgehog (111) George Human (110) Darna Jackal (112)
	0/17 (0.00%)	5/17 (29.41%)	9/17 (52.94%)	3/17 (17.65%)	0/17 (0.00%)	5/17 (29.41%)	12/17 (70.59%)	3/17 (17.65%)	
<b>Boys</b>		Kurtis Hare (97) Leo Hippopotamus (92) Ryan Mole (93)	Ciaran Herring (106) Ruben-Patrick Horse (108) Billy Hummingbird (105) Kayden Jaguar (101) Max Jay, Blue (104) Jacob Jellyfish (101)	Sean Hedgehog (111) George Human (110)		Kurtis Hare (97) Leo Hippopotamus (92) Ryan Mole (93)	Sean Hedgehog (111) Ciaran Herring (106) Ruben-Patrick Horse (108) George Human (110) Billy Hummingbird (105) Kayden Jaguar (101) Max Jay, Blue (104) Jacob Jellyfish (101)	Sean Hedgehog (111) George Human (110)	
	0/11 (0.00%)	3/11 (27.27%)	6/11 (54.55%)	2/11 (18.18%)	0/11 (0.00%)	3/11 (27.27%)	8/11 (72.73%)	2/11 (18.18%)	
<b>Girls</b>		Jessica Hawk (98) Eileen Meerkat (94)	Skye Hornet (100) Lacey-Mae Hyena (103) Keara Jay (102)	Darna Jackal (112)		Jessica Hawk (98) Eileen Meerkat (94)	Skye Hornet (100) Lacey-Mae Hyena (103) Darna Jackal (112) Keara Jay (102)	Darna Jackal (112)	
	0/6 (0.00%)	2/6 (33.33%)	3/6 (50.00%)	1/6 (16.67%)	0/6 (0.00%)	2/6 (33.33%)	4/6 (66.67%)	1/6 (16.67%)	
<b>FSM</b>		Kurtis Hare (97) Ryan Mole (93)	Ciaran Herring (106) Lacey-Mae Hyena (103) Kayden Jaguar (101)	Darna Jackal (112)		Kurtis Hare (97) Ryan Mole (93)	Ciaran Herring (106) Lacey-Mae Hyena (103) Darna Jackal (112) Kayden Jaguar (101)	Darna Jackal (112)	
	0/6 (0.00%)	2/6 (33.33%)	3/6 (50.00%)	1/6 (16.67%)	0/6 (0.00%)	2/6 (33.33%)	4/6 (66.67%)	1/6 (16.67%)	
<b>Non-FSM</b>		Jessica Hawk (98) Leo Hippopotamus (92) Eileen Meerkat (94)	Skye Hornet (100) Ruben-Patrick Horse (108) Billy Hummingbird (105) Keara Jay (102) Max Jay, Blue (104) Jacob Jellyfish (101)	Sean Hedgehog (111) George Human (110)		Jessica Hawk (98) Leo Hippopotamus (92) Eileen Meerkat (94)	Sean Hedgehog (111) Skye Hornet (100) Ruben-Patrick Horse (108) George Human (110) Billy Hummingbird (105) Keara Jay (102) Max Jay, Blue (104) Jacob Jellyfish (101)	Sean Hedgehog (111) George Human (110)	
	0/11 (0.00%)	3/11 (27.27%)	6/11 (54.55%)	2/11 (18.18%)	0/11 (0.00%)	3/11 (27.27%)	8/11 (72.73%)	2/11 (18.18%)	
<b>PPG</b>		Kurtis Hare (97) Ryan Mole (93)	Ciaran Herring (106) Ruben-Patrick Horse (108) Billy Hummingbird (105) Lacey-Mae Hyena (103) Kayden Jaguar (101)	Sean Hedgehog (111) Darna Jackal (112)		Kurtis Hare (97) Ryan Mole (93)	Sean Hedgehog (111) Ciaran Herring (106) Ruben-Patrick Horse (108) Billy Hummingbird (105) Lacey-Mae Hyena (103) Darna Jackal (112) Kayden Jaguar (101)	Sean Hedgehog (111) Darna Jackal (112)	
	0/9 (0.00%)	2/9 (22.22%)	5/9 (55.56%)	2/9 (22.22%)	0/9 (0.00%)	2/9 (22.22%)	7/9 (77.78%)	2/9 (22.22%)	
<b>Non-PPG</b>		Jessica Hawk (98) Leo Hippopotamus (92) Eileen Meerkat (94)	Skye Hornet (100) Keara Jay (102) Max Jay, Blue (104) Jacob Jellyfish (101)	George Human (110)		Jessica Hawk (98) Leo Hippopotamus (92) Eileen Meerkat (94)	Skye Hornet (100) George Human (110) Keara Jay (102) Max Jay, Blue (104) Jacob Jellyfish (101)	George Human (110)	
	0/8 (0.00%)	3/8 (37.50%)	4/8 (50.00%)	1/8 (12.50%)	0/8 (0.00%)	3/8 (37.50%)	5/8 (62.50%)	1/8 (12.50%)	
<b>SEN</b>		Kurtis Hare (97) Ryan Mole (93)	Billy Hummingbird (105)	Darna Jackal (112)		Kurtis Hare (97) Ryan Mole (93)	Billy Hummingbird (105) Darna Jackal (112)	Darna Jackal (112)	
	0/4 (0.00%)	2/4 (50.00%)	1/4 (25.00%)	1/4 (25.00%)	0/4 (0.00%)	2/4 (50.00%)	2/4 (50.00%)	1/4 (25.00%)	



# KS1 Scaled Score Mapping Grid by Context Group

## Reading

	80 to 89	90 to 99	100 to 109	110 to 114	115 to 120	<100	100+	110+	
<b>Non-SEN</b>		Jessica Hawk (98) Leo Hippopotamus (92) Eileen Meerkat (94)	Ciaran Herring (106) Skye Hornet (100) Ruben-Patrick Horse (108) Lacey-Mae Hyena (103) Kayden Jaguar (101) Keara Jay (102) Max Jay, Blue (104) Jacob Jellyfish (101)	Sean Hedgehog (111) George Human (110)			Jessica Hawk (98) Leo Hippopotamus (92) Eileen Meerkat (94)	Sean Hedgehog (111) Ciaran Herring (106) Skye Hornet (100) Ruben-Patrick Horse (108) George Human (110) Lacey-Mae Hyena (103) Kayden Jaguar (101) Keara Jay (102) Max Jay, Blue (104) Jacob Jellyfish (101)	Sean Hedgehog (111) George Human (110)
		0/13 (0.00%)	3/13 (23.08%)	8/13 (61.54%)	2/13 (15.38%)	0/13 (0.00%)	3/13 (23.08%)	10/13 (76.92%)	2/13 (15.38%)
<b>Non-EAL</b>		Kurtis Hare (97) Jessica Hawk (98) Leo Hippopotamus (92) Eileen Meerkat (94) Ryan Mole (93)	Ciaran Herring (106) Skye Hornet (100) Ruben-Patrick Horse (108) Billy Hummingbird (105) Lacey-Mae Hyena (103) Kayden Jaguar (101) Keara Jay (102) Max Jay, Blue (104) Jacob Jellyfish (101)	Sean Hedgehog (111) George Human (110) Darna Jackal (112)			Kurtis Hare (97) Jessica Hawk (98) Leo Hippopotamus (92) Eileen Meerkat (94) Ryan Mole (93)	Sean Hedgehog (111) Ciaran Herring (106) Skye Hornet (100) Ruben-Patrick Horse (108) George Human (110) Billy Hummingbird (105) Lacey-Mae Hyena (103) Darna Jackal (112) Kayden Jaguar (101) Keara Jay (102) Max Jay, Blue (104) Jacob Jellyfish (101)	Sean Hedgehog (111) George Human (110) Darna Jackal (112)
		0/17 (0.00%)	5/17 (29.41%)	9/17 (52.94%)	3/17 (17.65%)	0/17 (0.00%)	5/17 (29.41%)	12/17 (70.59%)	3/17 (17.65%)
<b>Spring Born</b>		Kurtis Hare (97) Jessica Hawk (98) Leo Hippopotamus (92) Eileen Meerkat (94) Ryan Mole (93)	Ciaran Herring (106) Skye Hornet (100) Ruben-Patrick Horse (108) Billy Hummingbird (105) Lacey-Mae Hyena (103) Kayden Jaguar (101) Keara Jay (102) Max Jay, Blue (104) Jacob Jellyfish (101)	Sean Hedgehog (111) George Human (110) Darna Jackal (112)			Kurtis Hare (97) Jessica Hawk (98) Leo Hippopotamus (92) Eileen Meerkat (94) Ryan Mole (93)	Sean Hedgehog (111) Ciaran Herring (106) Skye Hornet (100) Ruben-Patrick Horse (108) George Human (110) Billy Hummingbird (105) Lacey-Mae Hyena (103) Darna Jackal (112) Kayden Jaguar (101) Keara Jay (102) Max Jay, Blue (104) Jacob Jellyfish (101)	Sean Hedgehog (111) George Human (110) Darna Jackal (112)
		0/17 (0.00%)	5/17 (29.41%)	9/17 (52.94%)	3/17 (17.65%)	0/17 (0.00%)	5/17 (29.41%)	12/17 (70.59%)	3/17 (17.65%)

# KS1 Scaled Score Mapping Grid by Context Group

## Mathematics

	80 to 89	90 to 99	100 to 109	110 to 114	115 to 120	<100	100+	110+	
<b>Cohort</b>	Sean Heron (85)	Leo Hippopotamus (98) Skye Hornet (98) Billy Hummingbird (92) Kelsey-Leigh Marten (91) Charlie Mink (91)	Kurtis Hare (100) Jessica Hawk (107) Ciaran Herring (106) George Human (108) Lacey-Mae Hyena (102) Kayden Jaguar (105) Keara Jay (109) Max Jay, Blue (104) Jacob Jellyfish (104) Eileen Meerkat (101) Ryan Mole (103)	Sean Hedgehog (112) Darna Jackal (114)			Sean Heron (85) Leo Hippopotamus (98) Skye Hornet (98) Billy Hummingbird (92) Kelsey-Leigh Marten (91) Charlie Mink (91)	Kurtis Hare (100) Jessica Hawk (107) Sean Hedgehog (112) Ciaran Herring (106) Ruben-Patrick Horse (115) George Human (108) Lacey-Mae Hyena (102) Darna Jackal (114) Kayden Jaguar (105) Keara Jay (109) Max Jay, Blue (104) Jacob Jellyfish (104) Eileen Meerkat (101) Ryan Mole (103)	Sean Hedgehog (112) Ruben-Patrick Horse (115) Darna Jackal (114)
	1/20 (5.00%)	5/20 (25.00%)	11/20 (55.00%)	2/20 (10.00%)	0/20 (0.00%)	6/20 (30.00%)	14/20 (70.00%)	3/20 (15.00%)	
<b>Boys</b>	Sean Heron (85)	Leo Hippopotamus (98) Billy Hummingbird (92) Charlie Mink (91)	Kurtis Hare (100) Ciaran Herring (106) George Human (108) Kayden Jaguar (105) Max Jay, Blue (104) Jacob Jellyfish (104) Ryan Mole (103)	Sean Hedgehog (112)		Sean Heron (85) Leo Hippopotamus (98) Billy Hummingbird (92) Charlie Mink (91)	Kurtis Hare (100) Sean Hedgehog (112) Ciaran Herring (106) Ruben-Patrick Horse (115) George Human (108) Kayden Jaguar (105) Max Jay, Blue (104) Jacob Jellyfish (104) Ryan Mole (103)	Sean Hedgehog (112) Ruben-Patrick Horse (115)	
	1/13 (7.69%)	3/13 (23.08%)	7/13 (53.85%)	1/13 (7.69%)	0/13 (0.00%)	4/13 (30.77%)	9/13 (69.23%)	2/13 (15.38%)	
<b>Girls</b>		Skye Hornet (98) Kelsey-Leigh Marten (91)	Jessica Hawk (107) Lacey-Mae Hyena (102) Keara Jay (109) Eileen Meerkat (101)	Darna Jackal (114)		Skye Hornet (98) Kelsey-Leigh Marten (91)	Jessica Hawk (107) Lacey-Mae Hyena (102) Darna Jackal (114) Keara Jay (109) Eileen Meerkat (101)	Darna Jackal (114)	
	0/7 (0.00%)	2/7 (28.57%)	4/7 (57.14%)	1/7 (14.29%)	0/7 (0.00%)	2/7 (28.57%)	5/7 (71.43%)	1/7 (14.29%)	
<b>FSM</b>			Kurtis Hare (100) Ciaran Herring (106) Lacey-Mae Hyena (102) Kayden Jaguar (105) Ryan Mole (103)	Darna Jackal (114)			Kurtis Hare (100) Ciaran Herring (106) Lacey-Mae Hyena (102) Darna Jackal (114) Kayden Jaguar (105) Ryan Mole (103)	Darna Jackal (114)	
	0/6 (0.00%)	0/6 (0.00%)	5/6 (83.33%)	1/6 (16.67%)	0/6 (0.00%)	0/6 (0.00%)	6/6 (100.00%)	1/6 (16.67%)	
<b>Non-FSM</b>	Sean Heron (85)	Leo Hippopotamus (98) Skye Hornet (98) Billy Hummingbird (92) Kelsey-Leigh Marten (91) Charlie Mink (91)	Jessica Hawk (107) George Human (108) Keara Jay (109) Max Jay, Blue (104) Jacob Jellyfish (104) Eileen Meerkat (101)	Sean Hedgehog (112)		Sean Heron (85) Leo Hippopotamus (98) Skye Hornet (98) Billy Hummingbird (92) Kelsey-Leigh Marten (91) Charlie Mink (91)	Jessica Hawk (107) Sean Hedgehog (112) Ruben-Patrick Horse (115) George Human (108) Keara Jay (109) Max Jay, Blue (104) Jacob Jellyfish (104) Eileen Meerkat (101)	Sean Hedgehog (112) Ruben-Patrick Horse (115)	
	1/14 (7.14%)	5/14 (35.71%)	6/14 (42.86%)	1/14 (7.14%)	0/14 (0.00%)	6/14 (42.86%)	8/14 (57.14%)	2/14 (14.29%)	
<b>PPG</b>	Sean Heron (85)	Billy Hummingbird (92) Kelsey-Leigh Marten (91)	Kurtis Hare (100) Ciaran Herring (106) Lacey-Mae Hyena (102) Kayden Jaguar (105) Ryan Mole (103)	Sean Hedgehog (112) Darna Jackal (114)		Sean Heron (85) Billy Hummingbird (92) Kelsey-Leigh Marten (91)	Kurtis Hare (100) Sean Hedgehog (112) Ciaran Herring (106) Ruben-Patrick Horse (115) Lacey-Mae Hyena (102) Darna Jackal (114) Kayden Jaguar (105) Ryan Mole (103)	Sean Hedgehog (112) Ruben-Patrick Horse (115) Darna Jackal (114)	
	1/11 (9.09%)	2/11 (18.18%)	5/11 (45.45%)	2/11 (18.18%)	0/11 (0.00%)	3/11 (27.27%)	8/11 (72.73%)	3/11 (27.27%)	
<b>Non-PPG</b>		Leo Hippopotamus (98) Skye Hornet (98) Charlie Mink (91)	Jessica Hawk (107) George Human (108) Keara Jay (109) Max Jay, Blue (104) Jacob Jellyfish (104) Eileen Meerkat (101)			Leo Hippopotamus (98) Skye Hornet (98) Charlie Mink (91)	Jessica Hawk (107) George Human (108) Keara Jay (109) Max Jay, Blue (104) Jacob Jellyfish (104) Eileen Meerkat (101)		
	0/9 (0.00%)	3/9 (33.33%)	6/9 (66.67%)	0/9 (0.00%)	0/9 (0.00%)	3/9 (33.33%)	6/9 (66.67%)	0/9 (0.00%)	

# KS1 Scaled Score Mapping Grid by Context Group

## Mathematics

	80 to 89	90 to 99	100 to 109	110 to 114	115 to 120	<100	100+	110+
<b>SEN</b>		Billy Hummingbird (92) Charlie Mink (91)	Kurtis Hare (100) Ryan Mole (103)	Darna Jackal (114)		Billy Hummingbird (92) Charlie Mink (91)	Kurtis Hare (100) Darna Jackal (114) Ryan Mole (103)	Darna Jackal (114)
	0/5 (0.00%)	2/5 (40.00%)	2/5 (40.00%)	1/5 (20.00%)	0/5 (0.00%)	2/5 (40.00%)	3/5 (60.00%)	1/5 (20.00%)
<b>Non-SEN</b>	Sean Heron (85)	Leo Hippopotamus (98) Skye Hornet (98) Kelsey-Leigh Marten (91)	Jessica Hawk (107) Ciaran Herring (106) George Human (108) Lacey-Mae Hyena (102) Kayden Jaguar (105) Keara Jay (109) Max Jay, Blue (104) Jacob Jellyfish (104) Eileen Meerkat (101)	Sean Hedgehog (112)		Sean Heron (85) Leo Hippopotamus (98) Skye Hornet (98) Kelsey-Leigh Marten (91)	Jessica Hawk (107) Sean Hedgehog (112) Ciaran Herring (106) Ruben-Patrick Horse (115) George Human (108) Lacey-Mae Hyena (102) Kayden Jaguar (105) Keara Jay (109) Max Jay, Blue (104) Jacob Jellyfish (104) Eileen Meerkat (101)	Sean Hedgehog (112) Ruben-Patrick Horse (115)
	1/15 (6.67%)	3/15 (20.00%)	9/15 (60.00%)	1/15 (6.67%)	0/15 (0.00%)	4/15 (26.67%)	11/15 (73.33%)	2/15 (13.33%)
<b>Non-EAL</b>	Sean Heron (85)	Leo Hippopotamus (98) Skye Hornet (98) Billy Hummingbird (92) Kelsey-Leigh Marten (91) Charlie Mink (91)	Kurtis Hare (100) Jessica Hawk (107) Ciaran Herring (106) George Human (108) Lacey-Mae Hyena (102) Kayden Jaguar (105) Keara Jay (109) Max Jay, Blue (104) Jacob Jellyfish (104) Eileen Meerkat (101) Ryan Mole (103)	Sean Hedgehog (112) Darna Jackal (114)		Sean Heron (85) Leo Hippopotamus (98) Skye Hornet (98) Billy Hummingbird (92) Kelsey-Leigh Marten (91) Charlie Mink (91)	Kurtis Hare (100) Jessica Hawk (107) Sean Hedgehog (112) Ciaran Herring (106) Ruben-Patrick Horse (115) George Human (108) Lacey-Mae Hyena (102) Darna Jackal (114) Kayden Jaguar (105) Keara Jay (109) Max Jay, Blue (104) Jacob Jellyfish (104) Eileen Meerkat (101) Ryan Mole (103)	Sean Hedgehog (112) Ruben-Patrick Horse (115) Darna Jackal (114)
	1/20 (5.00%)	5/20 (25.00%)	11/20 (55.00%)	2/20 (10.00%)	0/20 (0.00%)	6/20 (30.00%)	14/20 (70.00%)	3/20 (15.00%)
<b>Spring Born</b>	Sean Heron (85)	Leo Hippopotamus (98) Skye Hornet (98) Billy Hummingbird (92) Kelsey-Leigh Marten (91) Charlie Mink (91)	Kurtis Hare (100) Jessica Hawk (107) Ciaran Herring (106) George Human (108) Lacey-Mae Hyena (102) Kayden Jaguar (105) Keara Jay (109) Max Jay, Blue (104) Jacob Jellyfish (104) Eileen Meerkat (101) Ryan Mole (103)	Sean Hedgehog (112) Darna Jackal (114)		Sean Heron (85) Leo Hippopotamus (98) Skye Hornet (98) Billy Hummingbird (92) Kelsey-Leigh Marten (91) Charlie Mink (91)	Kurtis Hare (100) Jessica Hawk (107) Sean Hedgehog (112) Ciaran Herring (106) Ruben-Patrick Horse (115) George Human (108) Lacey-Mae Hyena (102) Darna Jackal (114) Kayden Jaguar (105) Keara Jay (109) Max Jay, Blue (104) Jacob Jellyfish (104) Eileen Meerkat (101) Ryan Mole (103)	Sean Hedgehog (112) Ruben-Patrick Horse (115) Darna Jackal (114)
	1/20 (5.00%)	5/20 (25.00%)	11/20 (55.00%)	2/20 (10.00%)	0/20 (0.00%)	6/20 (30.00%)	14/20 (70.00%)	3/20 (15.00%)

# KS1 Scaled Score Mapping Grid by Context Group

## GPVS

	80 to 89	90 to 99	100 to 109	110 to 114	115 to 120	<100	100+	110+	
<b>Cohort</b>	Sean Heron (86) Kelsey-Leigh Marten (87)	Kurtis Hare (99) Jessica Hawk (98) Leo Hippopotamus (95) Skye Hornet (93) Lacey-Mae Hyena (97) Kayden Jaguar (98) Max Jay, Blue (91) Charlie Mink (92) Ryan Mole (98)	Ruben-Patrick Horse (109) George Human (105) Billy Hummingbird (102) Keara Jay (109) Jacob Jellyfish (100)	Sean Hedgehog (114) Ciaran Herring (110) Darna Jackal (110)			Kurtis Hare (99) Jessica Hawk (98) Sean Heron (86) Leo Hippopotamus (95) Skye Hornet (93) Lacey-Mae Hyena (97) Kayden Jaguar (98) Max Jay, Blue (91) Kelsey-Leigh Marten (87) Charlie Mink (92) Ryan Mole (98)	Sean Hedgehog (114) Ciaran Herring (110) Ruben-Patrick Horse (109) George Human (105) Billy Hummingbird (102) Darna Jackal (110) Keara Jay (109) Jacob Jellyfish (100)	Sean Hedgehog (114) Ciaran Herring (110) Darna Jackal (110)
	2/19 (10.53%)	9/19 (47.37%)	5/19 (26.32%)	3/19 (15.79%)	0/19 (0.00%)	11/19 (57.89%)	8/19 (42.11%)	3/19 (15.79%)	
<b>Boys</b>	Sean Heron (86)	Kurtis Hare (99) Leo Hippopotamus (95) Kayden Jaguar (98) Max Jay, Blue (91) Charlie Mink (92) Ryan Mole (98)	Ruben-Patrick Horse (109) George Human (105) Billy Hummingbird (102) Jacob Jellyfish (100)	Sean Hedgehog (114) Ciaran Herring (110)			Kurtis Hare (99) Sean Heron (86) Leo Hippopotamus (95) Kayden Jaguar (98) Max Jay, Blue (91) Charlie Mink (92) Ryan Mole (98)	Sean Hedgehog (114) Ciaran Herring (110) Ruben-Patrick Horse (109) George Human (105) Billy Hummingbird (102) Jacob Jellyfish (100)	Sean Hedgehog (114) Ciaran Herring (110)
	1/13 (7.69%)	6/13 (46.15%)	4/13 (30.77%)	2/13 (15.38%)	0/13 (0.00%)	7/13 (53.85%)	6/13 (46.15%)	2/13 (15.38%)	
<b>Girls</b>	Kelsey-Leigh Marten (87)	Jessica Hawk (98) Skye Hornet (93) Lacey-Mae Hyena (97)	Keara Jay (109)	Darna Jackal (110)			Jessica Hawk (98) Skye Hornet (93) Lacey-Mae Hyena (97) Kelsey-Leigh Marten (87)	Darna Jackal (110) Keara Jay (109)	Darna Jackal (110)
	1/6 (16.67%)	3/6 (50.00%)	1/6 (16.67%)	1/6 (16.67%)	0/6 (0.00%)	4/6 (66.67%)	2/6 (33.33%)	1/6 (16.67%)	
<b>FSM</b>		Kurtis Hare (99) Lacey-Mae Hyena (97) Kayden Jaguar (98) Ryan Mole (98)		Ciaran Herring (110) Darna Jackal (110)			Kurtis Hare (99) Lacey-Mae Hyena (97) Kayden Jaguar (98) Ryan Mole (98)	Ciaran Herring (110) Darna Jackal (110)	Ciaran Herring (110) Darna Jackal (110)
	0/6 (0.00%)	4/6 (66.67%)	0/6 (0.00%)	2/6 (33.33%)	0/6 (0.00%)	4/6 (66.67%)	2/6 (33.33%)	2/6 (33.33%)	
<b>Non-FSM</b>	Sean Heron (86) Kelsey-Leigh Marten (87)	Jessica Hawk (98) Leo Hippopotamus (95) Skye Hornet (93) Max Jay, Blue (91) Charlie Mink (92)	Ruben-Patrick Horse (109) George Human (105) Billy Hummingbird (102) Keara Jay (109) Jacob Jellyfish (100)	Sean Hedgehog (114)			Jessica Hawk (98) Sean Heron (86) Leo Hippopotamus (95) Skye Hornet (93) Max Jay, Blue (91) Kelsey-Leigh Marten (87) Charlie Mink (92)	Sean Hedgehog (114) Ruben-Patrick Horse (109) George Human (105) Billy Hummingbird (102) Keara Jay (109) Jacob Jellyfish (100)	Sean Hedgehog (114)
	2/13 (15.38%)	5/13 (38.46%)	5/13 (38.46%)	1/13 (7.69%)	0/13 (0.00%)	7/13 (53.85%)	6/13 (46.15%)	1/13 (7.69%)	
<b>PPG</b>	Sean Heron (86) Kelsey-Leigh Marten (87)	Kurtis Hare (99) Lacey-Mae Hyena (97) Kayden Jaguar (98) Ryan Mole (98)	Ruben-Patrick Horse (109) Billy Hummingbird (102)	Sean Hedgehog (114) Ciaran Herring (110) Darna Jackal (110)			Kurtis Hare (99) Sean Heron (86) Lacey-Mae Hyena (97) Kayden Jaguar (98) Kelsey-Leigh Marten (87) Ryan Mole (98)	Sean Hedgehog (114) Ciaran Herring (110) Ruben-Patrick Horse (109) Billy Hummingbird (102) Darna Jackal (110)	Sean Hedgehog (114) Ciaran Herring (110) Darna Jackal (110)
	2/11 (18.18%)	4/11 (36.36%)	2/11 (18.18%)	3/11 (27.27%)	0/11 (0.00%)	6/11 (54.55%)	5/11 (45.45%)	3/11 (27.27%)	
<b>Non-PPG</b>		Jessica Hawk (98) Leo Hippopotamus (95) Skye Hornet (93) Max Jay, Blue (91) Charlie Mink (92)	George Human (105) Keara Jay (109) Jacob Jellyfish (100)				Jessica Hawk (98) Leo Hippopotamus (95) Skye Hornet (93) Max Jay, Blue (91) Charlie Mink (92)	George Human (105) Keara Jay (109) Jacob Jellyfish (100)	
	0/8 (0.00%)	5/8 (62.50%)	3/8 (37.50%)	0/8 (0.00%)	0/8 (0.00%)	5/8 (62.50%)	3/8 (37.50%)	0/8 (0.00%)	
<b>SEN</b>		Kurtis Hare (99) Charlie Mink (92) Ryan Mole (98)	Billy Hummingbird (102)	Darna Jackal (110)			Kurtis Hare (99) Charlie Mink (92) Ryan Mole (98)	Billy Hummingbird (102) Darna Jackal (110)	Darna Jackal (110)
	0/5 (0.00%)	3/5 (60.00%)	1/5 (20.00%)	1/5 (20.00%)	0/5 (0.00%)	3/5 (60.00%)	2/5 (40.00%)	1/5 (20.00%)	

# KS1 Scaled Score Mapping Grid by Context Group

## GPVS

	80 to 89	90 to 99	100 to 109	110 to 114	115 to 120	<100	100+	110+
<b>Non-SEN</b>	Sean Heron (86) Kelsey-Leigh Marten (87)	Jessica Hawk (98) Leo Hippopotamus (95) Skye Hornet (93) Lacey-Mae Hyena (97) Kayden Jaguar (98) Max Jay, Blue (91)	Ruben-Patrick Horse (109) George Human (105) Keara Jay (109) Jacob Jellyfish (100)	Sean Hedgehog (114) Ciaran Herring (110)		Jessica Hawk (98) Sean Heron (86) Leo Hippopotamus (95) Skye Hornet (93) Lacey-Mae Hyena (97) Kayden Jaguar (98) Max Jay, Blue (91) Kelsey-Leigh Marten (87)	Sean Hedgehog (114) Ciaran Herring (110) Ruben-Patrick Horse (109) George Human (105) Keara Jay (109) Jacob Jellyfish (100)	Sean Hedgehog (114) Ciaran Herring (110)
	2/14 (14.29%)	6/14 (42.86%)	4/14 (28.57%)	2/14 (14.29%)	0/14 (0.00%)	8/14 (57.14%)	6/14 (42.86%)	2/14 (14.29%)
<b>Non-EAL</b>	Sean Heron (86) Kelsey-Leigh Marten (87)	Kurtis Hare (99) Jessica Hawk (98) Leo Hippopotamus (95) Skye Hornet (93) Lacey-Mae Hyena (97) Kayden Jaguar (98) Max Jay, Blue (91) Charlie Mink (92) Ryan Mole (98)	Ruben-Patrick Horse (109) George Human (105) Billy Hummingbird (102) Keara Jay (109) Jacob Jellyfish (100)	Sean Hedgehog (114) Ciaran Herring (110) Darna Jackal (110)		Kurtis Hare (99) Jessica Hawk (98) Sean Heron (86) Leo Hippopotamus (95) Skye Hornet (93) Lacey-Mae Hyena (97) Kayden Jaguar (98) Max Jay, Blue (91) Kelsey-Leigh Marten (87) Charlie Mink (92) Ryan Mole (98)	Sean Hedgehog (114) Ciaran Herring (110) Ruben-Patrick Horse (109) George Human (105) Billy Hummingbird (102) Darna Jackal (110) Keara Jay (109) Jacob Jellyfish (100)	Sean Hedgehog (114) Ciaran Herring (110) Darna Jackal (110)
	2/19 (10.53%)	9/19 (47.37%)	5/19 (26.32%)	3/19 (15.79%)	0/19 (0.00%)	11/19 (57.89%)	8/19 (42.11%)	3/19 (15.79%)
<b>Spring Born</b>	Sean Heron (86) Kelsey-Leigh Marten (87)	Kurtis Hare (99) Jessica Hawk (98) Leo Hippopotamus (95) Skye Hornet (93) Lacey-Mae Hyena (97) Kayden Jaguar (98) Max Jay, Blue (91) Charlie Mink (92) Ryan Mole (98)	Ruben-Patrick Horse (109) George Human (105) Billy Hummingbird (102) Keara Jay (109) Jacob Jellyfish (100)	Sean Hedgehog (114) Ciaran Herring (110) Darna Jackal (110)		Kurtis Hare (99) Jessica Hawk (98) Sean Heron (86) Leo Hippopotamus (95) Skye Hornet (93) Lacey-Mae Hyena (97) Kayden Jaguar (98) Max Jay, Blue (91) Kelsey-Leigh Marten (87) Charlie Mink (92) Ryan Mole (98)	Sean Hedgehog (114) Ciaran Herring (110) Ruben-Patrick Horse (109) George Human (105) Billy Hummingbird (102) Darna Jackal (110) Keara Jay (109) Jacob Jellyfish (100)	Sean Hedgehog (114) Ciaran Herring (110) Darna Jackal (110)
	2/19 (10.53%)	9/19 (47.37%)	5/19 (26.32%)	3/19 (15.79%)	0/19 (0.00%)	11/19 (57.89%)	8/19 (42.11%)	3/19 (15.79%)

Missing pupils? - Please check the 'Calculated Scores' sections of the 'KS1 Pupil Outcome Printout'. These will identify pupils who are disapplied from this report.



# KS1 Pupil Outcome Printout

Pupil Name	KS1 Teacher Assessment Codes				EYFS Results			Calculated Scores		
	Reading	Writing	Maths	Science	Reading	Writing	Maths	Reading Scaled Score	Maths Scaled Score	GPVS Scaled Score
Kurtis Hare	WTS	WTS	EXS	EXS	1	1	1	97	100	99
Jessica Hawk	EXS	WTS	EXS	EXS	2	2	2	98	107	98
Sean Hedgehog	GDS	GDS	EXS	EXS	2	2	2	111	112	114
Sean Heron	PKF	WTS	PKF	HNM	2	2	2	0	85	86
Ciaran Herring	EXS	EXS	EXS	EXS	2	2	2	106	106	110
Leo Hippopotamus	EXS	WTS	WTS	EXS	2	2	2	92	98	95
Skye Hornet	EXS	WTS	WTS	EXS	2	2	2	100	98	93
Ruben-Patrick Horse	GDS	EXS	GDS	EXS	2	2	2	108	115	109
George Human	EXS	EXS	EXS	EXS	2	2	2	110	108	105
Billy Hummingbird	EXS	EXS	WTS	EXS	2	2	2	105	92	102
Lacey-Mae Hyena	EXS	EXS	EXS	EXS	2	2	3	103	102	97
Darna Jackal	GDS	EXS	GDS	EXS	1	2	3	112	114	110
Kayden Jaguar	EXS	WTS	EXS	EXS	1	2	1	101	105	98
Keara Jay	EXS	EXS	EXS	EXS	1	1	3	102	109	109
Max Jay, Blue	EXS	WTS	EXS	EXS	1	1	3	104	104	91
Jacob Jellyfish	EXS	EXS	EXS	EXS	2	1	3	101	104	100
Nicole Kangaroo	*	*	*	*	2	1	2	0	0	0
Alfie Koala	*	*	*	*	2	1	2	0	0	0
Charlie Komodo Dragon	*	*	*	*	3	1	2	0	0	0
Logan Kouprey	*	*	*	*	3	1	2	0	0	0
Thomas-Jordan Kudu	*	*	*	*	3	1	2	0	0	0
Declan Lapwing	*	*	*	*	3	3	2	0	0	0
Macey Lark	*	*	*	*	2	1	1	0	0	0
Kyle Lemur	*	*	*	*	2	3	1	0	0	0
Kelci Leopard	*	*	*	*	2	3	2	0	0	0
Alfie Lion	*	*	*	*	1	3	2	0	0	0
Warren Llama	EXS	EXS	EXS	EXS	1	3	2	0	0	0
Hollie Lobster	EXS	EXS	EXS	EXS	1	1	2	0	0	0
Ruby Locust	EXS	EXS	EXS	EXS	1	1	2	0	0	0
Caleb Loris	EXS	EXS	EXS	EXS	1	1	2	0	0	0
Steven Louse	EXS	EXS	EXS	EXS	2	1	2	0	0	0
Lindsey Lyrebird	BLW	BLW	EXS	EXS	3	3	2	0	0	0
Ayomide Magpie	BLW	BLW	BLW	HNM	2	2	2	0	0	0
Paige Mallard	EXS	EXS	EXS	EXS	2	2	2	0	0	0
Daisy Manatee	BLW	BLW	BLW	EXS	2	2	2	0	0	0
Kelsey-Leigh Marten	PKF	PKF	WTS	HNM	2	2	2	0	91	87
Eileen Meerkat	WTS	WTS	WTS	*	2	2	2	94	101	0
Charlie Mink	PKF	WTS	PKF	HNM	2	2	2	0	91	92
Ryan Mole	WTS	WTS	EXS	EXS	2	2	2	93	103	98

\* Please note, data with an asterisk will be excluded from certain reports.

## Scaled Scores

1. The average scaled score for the Cohort in Reading is 102.18.
2. The average scaled score for Boys in Reading is 102.55 which is 1.05 above Girls at 101.50.
3. The average scaled score for the Cohort in Mathematics is 102.25.
4. The average scaled score for Girls in Mathematics is 103.14 which is 1.37 above Boys at 101.77.
5. The average scaled score for the Cohort in GPVS is 99.63.
6. The average scaled score for Boys in GPVS is 99.92 which is 0.92 above Girls at 99.00.
7. The average scaled score for the Cohort in all three subjects is 103.08.
8. The average scaled score for Girls in all three subjects is 103.47 which is 0.56 above Boys at 102.91.

## Teacher Assessment

1. 68.97% of the cohort achieved the standard in Reading (20/29 pupils).
2. 70.59% of Boys achieved the standard in Reading (12/17 pupils).
3. 66.67% of Girls achieved the standard in Reading (8/12 pupils).
4. Boys performing above Girls by 3.92%.
5. 51.72% of the cohort achieved the standard in Writing (15/29 pupils).
6. 52.94% of Boys achieved the standard in Writing (9/17 pupils).
7. 50.00% of Girls achieved the standard in Writing (6/12 pupils).
8. Boys performing above Girls by 2.94%.
9. 68.97% of the cohort achieved the standard in Mathematics (20/29 pupils).
10. 70.59% of Boys achieved the standard in Mathematics (12/17 pupils).
11. 66.67% of Girls achieved the standard in Mathematics (8/12 pupils).
12. Boys performing above Girls by 3.92%.

## EYFS

1. 74.36% of the cohort achieved Early Learning Goal in Reading (29/39 pupils).
2. 75.00% of Boys achieved Early Learning Goal in Reading (18/24 pupils).
3. 73.33% of Girls achieved Early Learning Goal in Reading (11/15 pupils).
4. Boys performing above Girls by 1.67%.
5. 64.10% of the cohort achieved Early Learning Goal in Writing (25/39 pupils).
6. 62.50% of Boys achieved Early Learning Goal in Writing (15/24 pupils).
7. 66.67% of Girls achieved Early Learning Goal in Writing (10/15 pupils).
8. Girls performing above Boys by 4.17%.
9. 89.74% of the cohort achieved Early Learning Goal in Mathematics (Number) (35/39 pupils).
10. 87.50% of Boys achieved Early Learning Goal in Mathematics (Number) (21/24 pupils).
11. 93.33% of Girls achieved Early Learning Goal in Mathematics (Number) (14/15 pupils).
12. Girls performing above Boys by 5.83%.

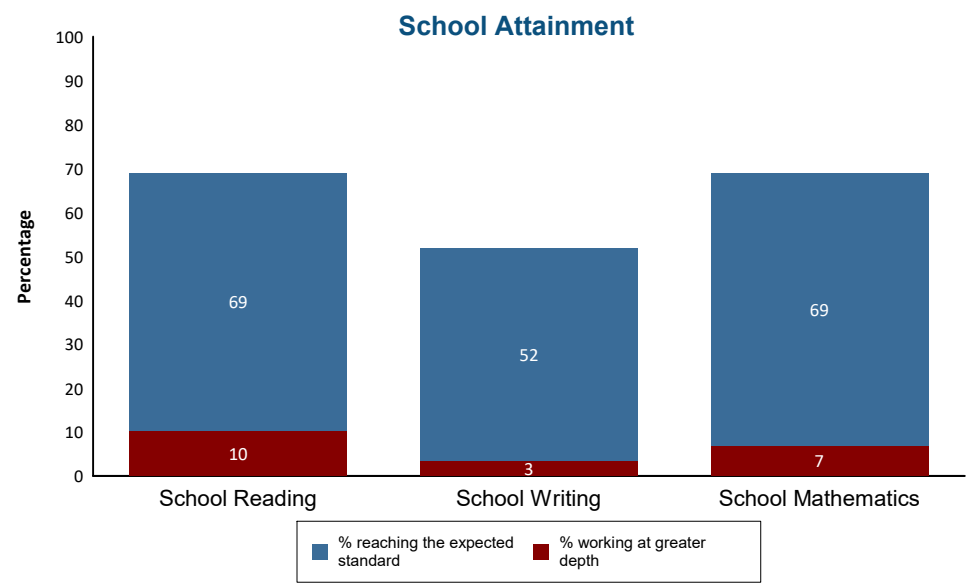
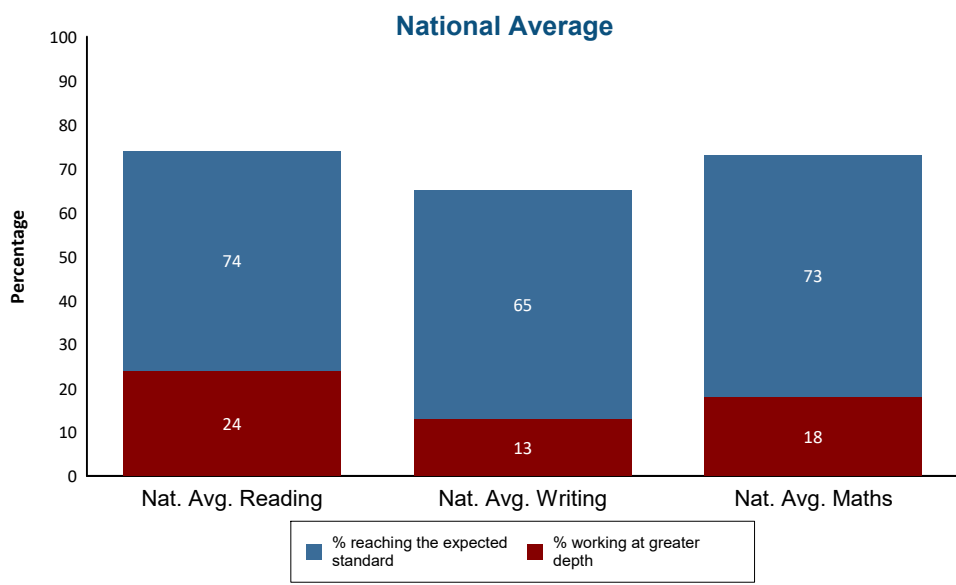
## National

1. 68.97% of the cohort achieved the standard in Reading (20/29 pupils).
2. 70.59% of boys achieved the standard in Reading (12/17 pupils).
3. 66.67% of girls achieved the standard in Reading (8/12 pupils).
4. cohort performing below national average by 5% in Reading.
5. boys performing above national average by 1% in Reading.
6. girls performing below national average by 11% in Reading.
7. 51.72% of the cohort achieved the standard in Writing (15/29 pupils).
8. 52.94% of boys achieved the standard in Writing (9/17 pupils).
9. 50.00% of girls achieved the standard in Writing (6/12 pupils).
10. cohort performing below national average by 13% in Writing.
11. boys performing below national average by 6% in Writing.
12. girls performing below national average by 23% in Writing.
13. 68.97% of the cohort achieved the standard in Mathematics (20/29 pupils).
14. 70.59% of boys achieved the standard in Mathematics (12/17 pupils).
15. 66.67% of girls achieved the standard in Mathematics (8/12 pupils).
16. cohort performing below national average by 4% in Mathematics.
17. boys performing below national average by 1% in Mathematics.
18. girls performing below national average by 7% in Mathematics.
19. 10.34% of the cohort achieved greater depth within the standard in Reading which is below National (24%) by 14% (3/29 pupils).
20. 3.45% of the cohort achieved greater depth within the standard in Writing which is below National (13%) by 10% (1/29 pupils).
21. 6.90% of the cohort achieved greater depth within the standard in Mathematics which is below National (18%) by 11% (2/29 pupils).



# KS1 National Analysis

## KS1 Teacher Assessment Percentage of Pupils Achieving Expected Standard vs. National Average



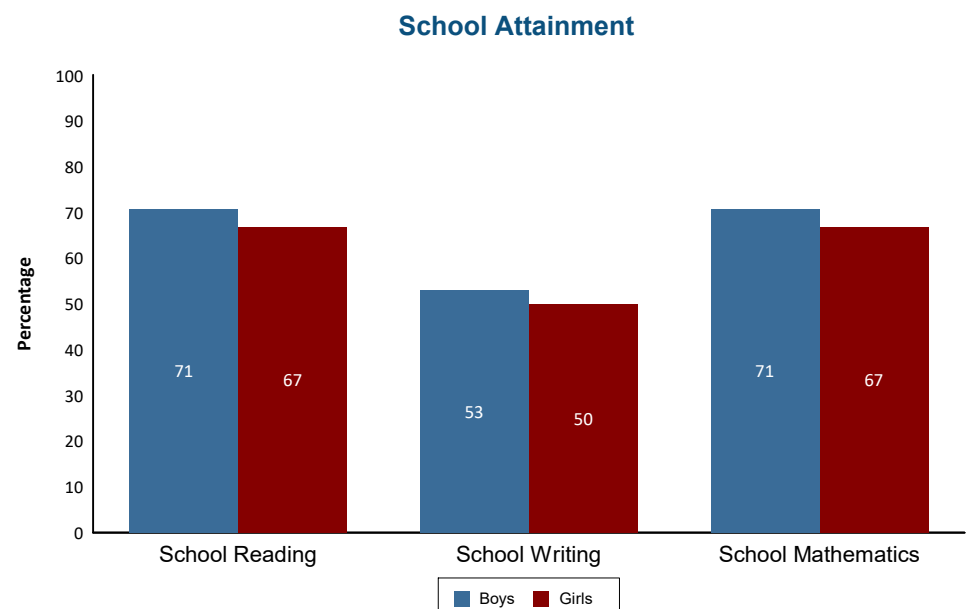
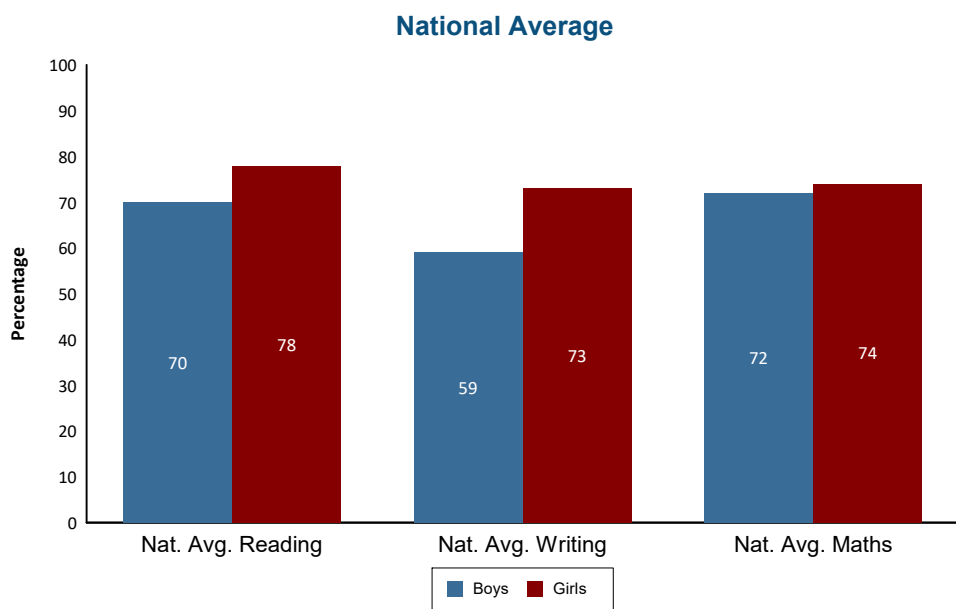
### National Notes:

At the end of KS1, fewer pupils reach the expected standard in writing than in other subjects.

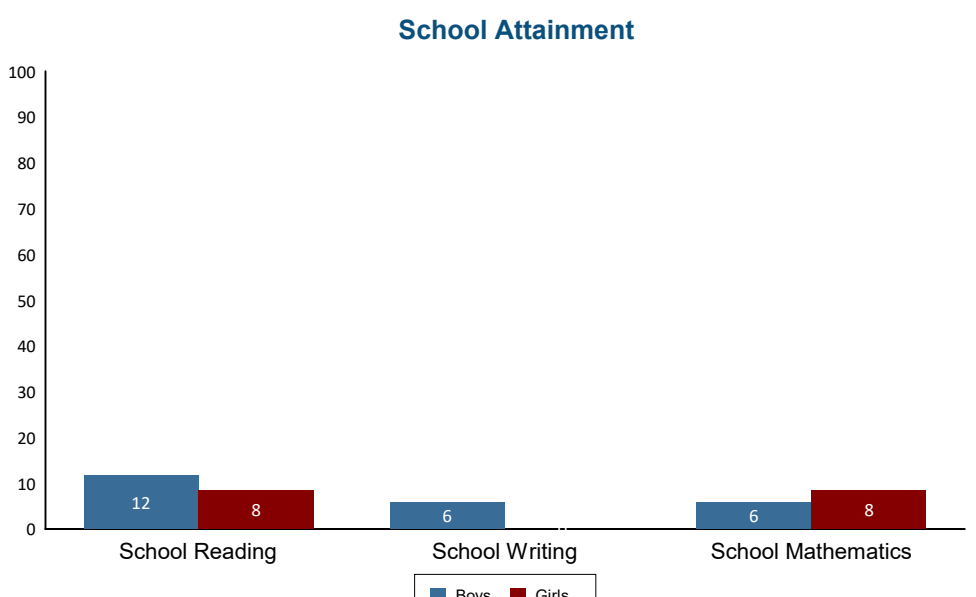
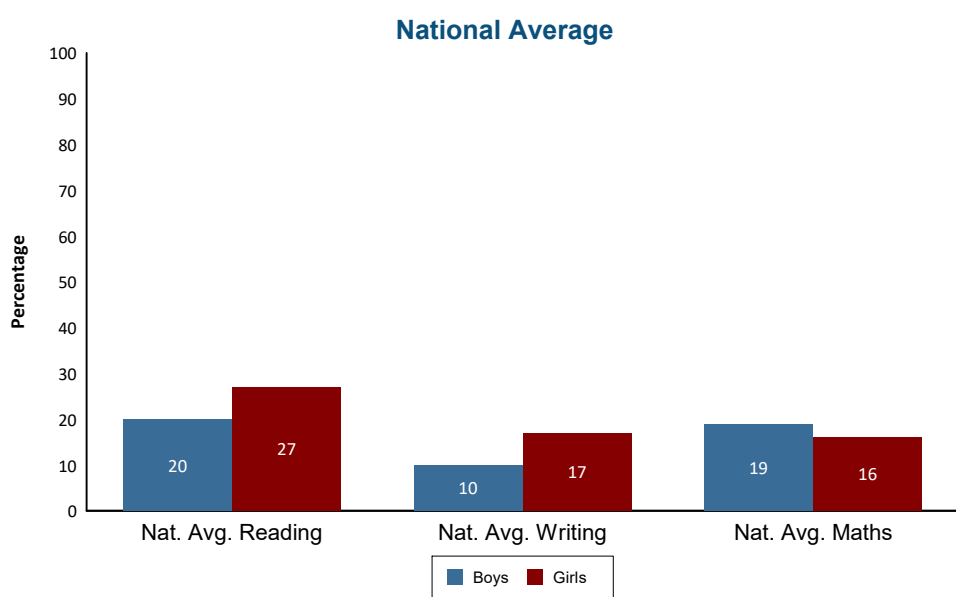
74% of pupils achieved the new expected standard in reading, 73% in mathematics but only 65% in writing.

Within the expected standard, nearly a quarter (24%) of pupils are working at greater depth in reading, but fewer are in writing (13%) or maths (18%)

## KS1 Teacher Assessment % of Pupils Achieving Expected Standard by Gender vs. National Average



## KS1 TA % of Pupils Achieving Greater Depth within the Expected Standard by Gender vs. National Average



### National Notes:

At key stage 1 (KS1) girls out perform boys in all subjects. Against the new expected standard the largest difference in attainment by gender continues to be in writing with a gap of 14 percentage points, between girls (73%) and boys (59%). The attainment gap for reading is 9 percentage points. It is narrowest for mathematics at 2 percentage points.

# KS1 National Analysis

## KS1 TA Comparison of FSM and Non-FSM Pupil % at Expected Standard vs. National Average

	National Average			School Attainment		
	Reached the expected standard FSM	Reached the expected standard Non-FSM	Attainment gap	Reached the expected standard FSM	Reached the expected standard Non-FSM	Attainment gap
Reading	60%	77%	17%	71%	68%	-3%
Writing	50%	68%	18%	57%	50%	-7%
Mathematics	58%	75%	18%	100%	59%	-41%

Contains public sector information licensed under the Open Government Licence v3.0.  
(SFR 42/2016 Phonics screening check and Key stage 1 assessments in England, 2016)

# Attainment in Phonics

This report shows the percentage of pupils meeting the expected standard in the year one phonics screening check for each pupil context group alongside the national percentage.

Group	Cohort	Achieving expected Standard of 32+	% School	% National 2016
All Pupils	50	41	82	81
<b>Gender</b>				
Male	23	20	87	77
Female	27	21	78	84
<b>Free School Meals</b>				
FSM	14	11	79	69
Non FSM	36	30	83	83
<b>Children Looked After</b>				
Not CLA	50	41	82	-
<b>Disadvantaged Pupils</b>				
Disadvantaged Pupils	18	14	78	-
Other pupils	32	27	84	-
<b>Pupil Premium</b>				
Non Pupil Premium	50	41	82	-
<b>English as First Language</b>				
Unclassified	50	41	82	41
<b>Special Educational Needs</b>				
No SEN	46	38	83	86
SEN Support	4	3	75	46
<b>Ethnicity Group</b>				
British	49	40	82	81
Gypsy / Roma	1	1	100	-
<b>Term of Birth</b>				
Spring	50	41	82	-